The seal of the Arkansas State Highway Commission is centered in the background. It is a circular emblem with a double border. The outer border contains the text "ARKANSAS STATE HIGHWAY COMMISSION" at the top and "SEAL" at the bottom, separated by a five-pointed star. The inner circle features the word "ARKANSAS" at the top, a central shield with a plow and a sheaf of wheat, and a banner at the bottom with the motto "COMMERCE".

Arkansas State Highway Commission Meeting

Wednesday, April 26, 2017



Image created by Brad Hanna

The background features a large, faint watermark of the Arkansas State Highway Commission seal. The seal is circular and contains the text "ARKANSAS STATE HIGHWAY COMMISSION" around the perimeter. In the center, it depicts a figure holding a scale, surrounded by stars and the word "REGNAT".

Agenda Item 1

Meeting Minutes

February 10, 2017

The seal of the Arkansas State Highway Commission is centered in the background. It is a circular emblem with the text "ARKANSAS STATE HIGHWAY COMMISSION" around the perimeter. Inside the circle, there is a central figure holding a scale, surrounded by stars and the word "ARKANSAS". Below the figure is a banner with the motto "REGNAT POPULUS".

Agenda Item 2

Consideration of Minute Orders

The seal of the Arkansas State Highway Commission is a circular emblem. It features a central figure holding a scale and a sword, surrounded by stars and the word "ARKANSAS". The outer ring of the seal contains the text "ARKANSAS STATE HIGHWAY COMMISSION".

Agenda Item 3

Status of Federal Highway and
Transit Funding Issues

America First

A Budget Blueprint to Make
America Great Again



President's 2018 Budget Blueprint for Transportation:

- \$2.4 Billion Cut in Discretionary Programs
- Limits funding to the Federal Transit Administration
- Eliminates funding for the TIGER Discretionary Grant Program

President Trump's Infrastructure Plan

- \$1 Trillion Over 10 Years
- Details of Plan Expedited
- Call for Projects
 - ✓ "If you have a job that you can't start within 90 days, we're not going to give you the money for it" President Trump.
- Streamline Regulations
- Pay Fors:
 - Tax Reform
 - Leverage Private Sector Investment



President Trump's America First Infrastructure Plan Arkansas' Proposed Jobs

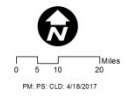
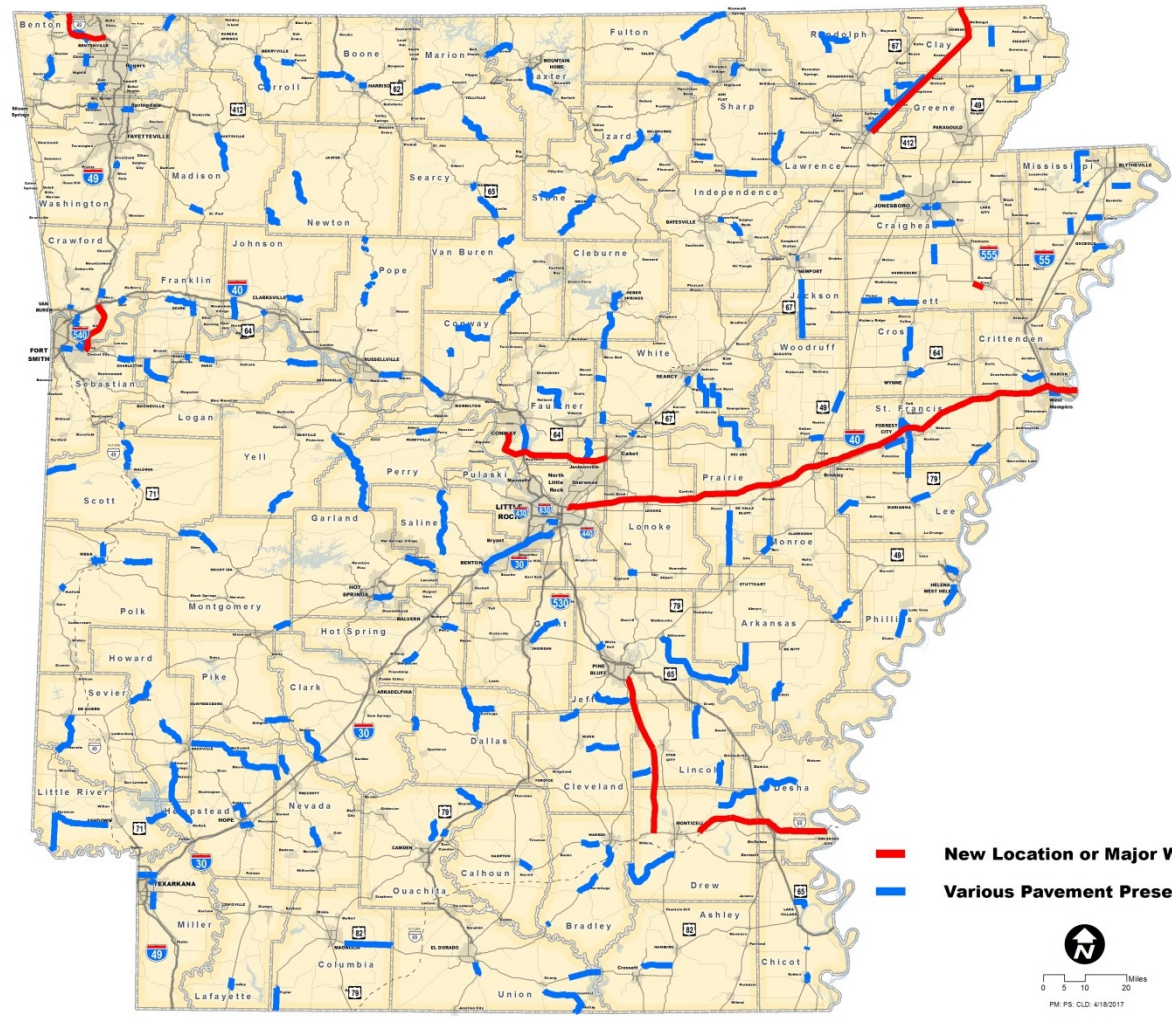
12-Apr-17

Route	Project	Let Date	Construction Estimate
I-49	Bella Vista Bypass	Late 2017	\$ 119,100,000
I-555	I-555 Access Road	Early 2018	\$ 32,700,000
I-49	Hwy. 22 - I-40 (Arkansas River)	2022	\$ 380,000,000
I-69	Great River Bridge	Early 2018	\$ 910,000,000
I-69	Monticello Bypass - McGehee	2023	\$ 60,000,000
I-69 Connector	Monticello Bypass - Pine Bluff	Early 2018	\$ 425,400,000
Hwy. 67	Hwy. 412 - Missouri State Line	2023	\$ 335,000,000
Hwy. 89	Hwy. 89 Corridor (Conway - Cabot)	2024	\$ 124,000,000
I-40	North Little Rock - Memphis (Widening)	2022	\$ 1,000,000,000
Various	Statewide Pavement Preservation Program - 1,250 miles	Early 2018	\$ 271,000,000
Total			\$ 3,657,200,000



Arkansas' Proposed Jobs

America First Infrastructure Plan





Environmental Streamlining

Speeding Up Project Delivery
Reducing Regulatory Red Tape

- Federal Highway Administration - Section 4f – National Register of Historic Places
- Federal Agency Land Acquisition/Easements
- United States Army Corps of Engineers Mitigation
- Arkansas Department of Environmental Quality Delays
- Requirements for Seasonal Tree Clearing for Listed Bat Species
- Migratory Bird Treaty Act Requirements

Federal Funding Uncertainty

- Second Continuing Resolution for FFY 2017
- Expires April 28th
- Limited Federal Funds
- Impacts to TIGER and FASTLANE Grants



Federal Fiscal Year 2017 Projects On Hold

Job Number	County	Route	Job Name	Cost Est.
110661	Crittenden	Hwy. 77	I-40 - North (Hwy. 77) (S)	\$ 1,000,000
020636	Ashley	Hwy. 133	Hwy. 133S - Hwy. 189 (Sel. Secs.) (S)	\$ 2,000,000
BB0203	Jefferson	I-530	Hwy. 65B - Hwy. 65 (F)	\$ 55,000,000
020647	Jefferson	Hwy. 65B	Bryant St. - Convention Center Dr. (Pine Bluff) (S)	\$ 3,000,000
040728	Crawford	Hwy. 282	Hwy. 64 - Hwy. 71 (S)	\$ 5,100,000
040659	Pok	--	Hwy. 71 - Geyar Dr. (N. Morgan St.) (Mena) (S)	\$ 1,100,000
040730	Sebastian	Hwy. 253	Hwy. 10 - Hwy. 45 (S)	\$ 4,200,000
050376	Cleburne	Hwy. 356	Hwy. 25 - Hwy. 225 (Quitman) (S)	\$ 400,000
050369	Fulton	Hwy. 9	Izard Co. Line - Hwy. 62 (S)	\$ 3,000,000
050381	Fulton	Hwy. 62	Hwy. 289 - West (S)	\$ 400,000
050386	Independence	Hwy. 122	Hwy. 14 - North (S)	\$ 200,000
050379	Izard	Hwy. 5	Stone Co. Line - Baxter Co. Line (S)	\$ 1,600,000
050366	Izard	Hwy. 69	Hwy. 69B - Independence Co. Line (S)	\$ 3,000,000
050353	Jackson	Hwys. 14 & 367	Arrington St. - Hwy. 157 (Newport & Diaz) (S)	\$ 3,900,000
050363	Jackson	Hwy. 367	Hwy. 367 Impvts. (Tuckerman) (S)	\$ 1,200,000
061528	Hot Spring	Hwy. 67	Hwy. 270B - Peña (S)	\$ 1,000,000
BB0620	Pulaski	I-40	Hwy. 391 Intchg. Impvts. (S)	\$ 2,800,000
061515	Pulaski	Hwy. 100	Hwy. 365 - Hwy. 70 (North Little Rock) (S)	\$ 1,500,000
061335	Saline	Hwy. 5	Alcoa Rd. - Hwy. 183 (S)	\$ 12,600,000
061513	Saline	Hwys. 67 & 229	Hot Spring Co. Line - I-30 (S)	\$ 2,900,000
070456	Clark	Hwy. 7	Hwy. 51 - South (S)	\$ 1,000,000
070443	Clark	Hwy. 26	Hwy. 67 East & West (Gum Springs) (S)	\$ 1,000,000
070457	Cuachta	Hwy. 7	Hwy. 79B - North (S)	\$ 500,000
070451	Union	Hwy. 63	Hwy. 167 - East (S)	\$ 2,200,000

Job Number	County	Route	Job Name	Cost Est.
080553	Faulkner	Hwy. 286	Conway - Sallilo (S)	\$ 1,200,000
080555	Johnson	Hwy. 64	Franklin Co. Line - Coal Hill (Sel. Sec.) (S)	\$ 1,200,000
080556	Johnson	Hwy. 64	Co. Rd. 2530 - Big Piney Creek (Knoxville) (S)	\$ 1,100,000
080439	Perry	Hwy. 7	Bear Creek & So. Fourche La Fave River Strs. & Apprs. (S)	\$ 7,200,000
080548	Perry	Hwy. 60	New Dixie - Sweet Home (S)	\$ 900,000
080539	Pope	Hwy. 64	Hwy. 326 - Tyler Rd. (Russellville) (S)	\$ 4,500,000
080554	Pope	Hwy. 363	I-40 - North (Sel. Secs.) (S)	\$ 1,000,000
080559	Yell	Hwy. 10	Dale Bend Rd. - Redbud Ln. (Ola) (Sel. Secs.) (S)	\$ 1,000,000
090492	Benton	Hwys. 94 & 264	Hwys. 94 & 264 (Sel. Secs.) (S)	\$ 1,200,000
100923	Clay	Hwy. 62	Little Cache River - East (S)	\$ 400,000
100916	Clay	Hwy. 139	Hwy. 90 - North (S)	\$ 400,000
100940	Clay	Hwy. 139	Hwy. 62 - Missouri State Line (Hwy. 139) (S)	\$ 800,000
100896	Craighead	Hwy. 1B	Hwy. 1 - Hwy. 18 (Jonesboro) (S)	\$ 1,100,000
100943	Craighead	Hwys. 18 & 139	Hwys. 18 & 139 (Sel. Secs.) (Monette) (S)	\$ 1,800,000
100914	Craighead	Hwy. 141	Hwy. 91 - North (Jonesboro) (S)	\$ 2,000,000
100938	Craighead	Hwy. 226	Jonesboro City Limits - Hwy. 63 (Jonesboro) (S)	\$ 800,000
100900	Greene	Hwys. 69 & 358	Hwys. 69 & 358 (Paragould) (Sel. Secs.) (S)	\$ 1,500,000
100915	Greene	Hwy. 135	Craighead Co. Line - North (S)	\$ 700,000
100922	Mississippi	Hwy. 140	Hwy. 136 - East (S)	\$ 1,200,000
100928	Poinsett	Hwy. 135	Hwy. 140 North & South (Lepanto) (S)	\$ 700,000
100921	Poinsett	Hwy. 163	Hwy. 14 - Hwy. 214 (S)	\$ 1,000,000
012285	Benton & Washington	Hwy. 285	Hwy. 412 - Hwy. 264 (S)	\$ 2,600,000
012287	Cross, White & Woodruff	Hwy. 64	Hwy. 367 - Crittenden Co. Line (S)	\$ 17,600,000
GRAND TOTAL				\$ 162,500,000

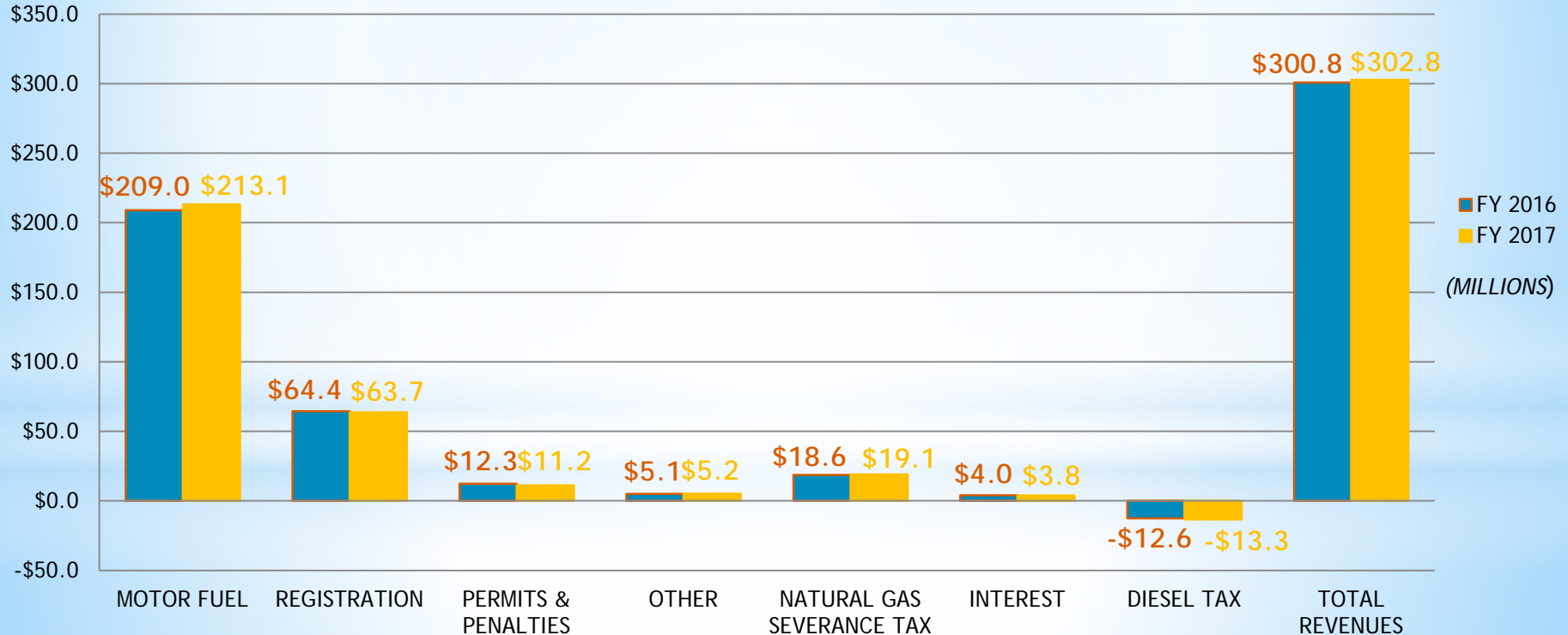
The seal of the Arkansas State Highway Commission is centered in the background. It is a circular emblem with the text "ARKANSAS STATE HIGHWAY COMMISSION" around the perimeter. Inside the circle, there is a central figure holding a scale and a sword, surrounded by stars and the word "ARKANSAS". Below the figure is a banner with the motto "REGNAT POPULUS".

Agenda Item 4

State Highway Revenue Update

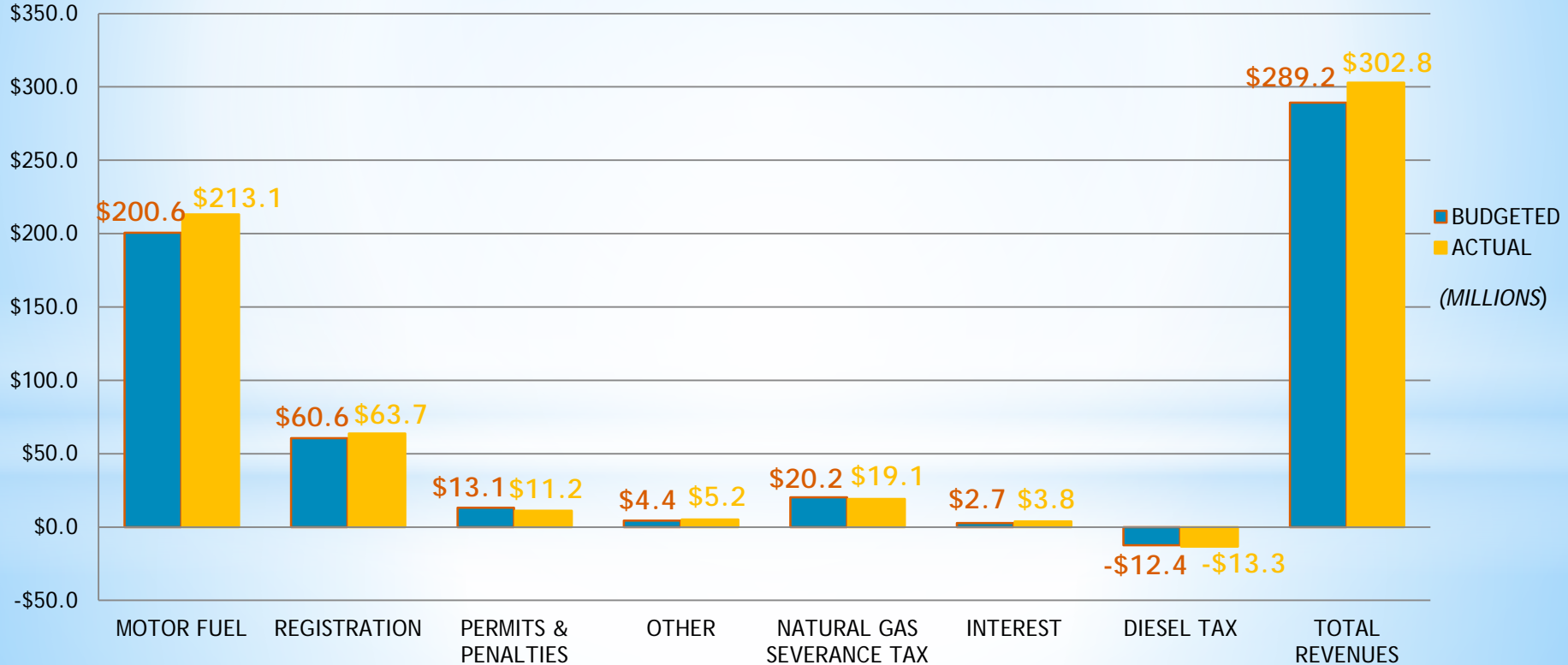
MARCH 2016-2017 REVENUE

VARIANCE	\$4.1	\$-0.7	\$-1.1	\$0.1	\$0.5	\$-0.2	\$-0.7	\$2.0
% CHANGE	2.0%	-1.1%	-8.9%	2.0%	2.7%	-5.0%	-5.6%	0.7%



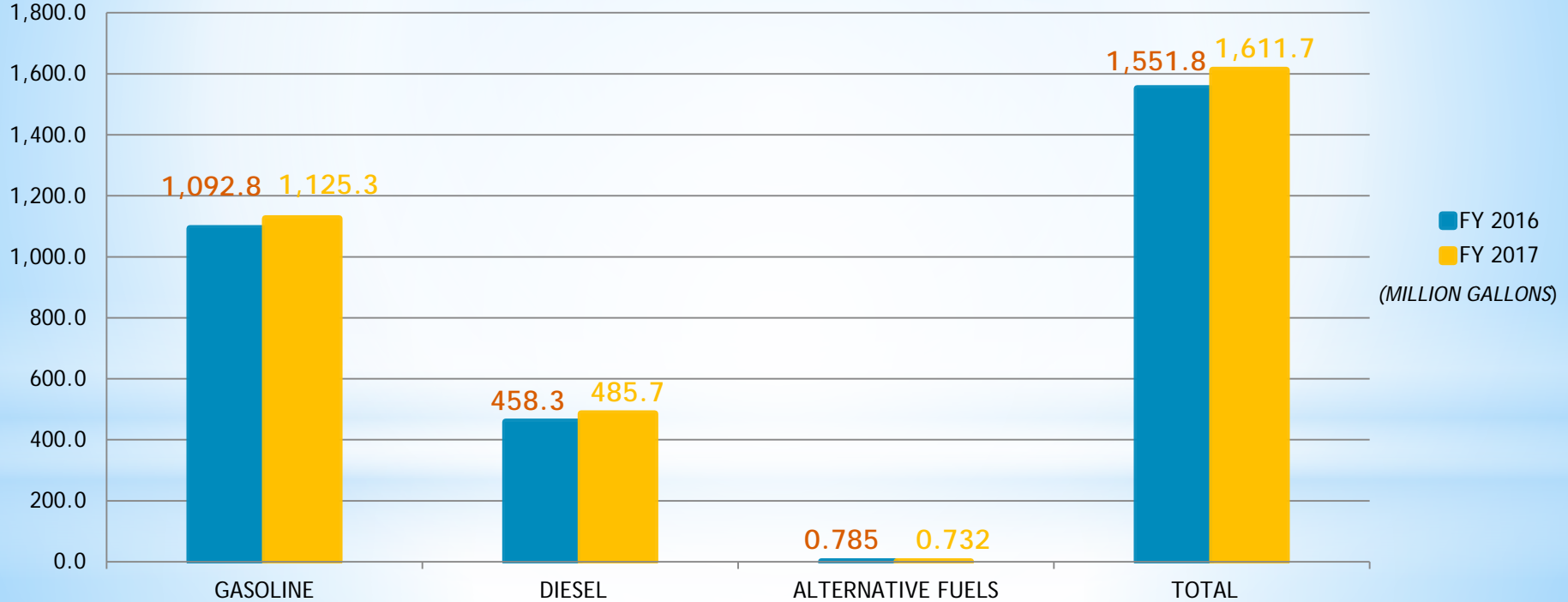
FY 2017 BUDGETED VS. ACTUAL - MARCH

VARIANCE	\$12.5	\$3.1	\$-1.9	\$0.8	\$-1.1	\$1.1	\$-0.9	\$13.6
% CHANGE	6.2%	5.1%	-14.5%	18.2%	-5.5%	40.7%	-7.3%	4.7%



MARCH 2016-2017 FUEL CONSUMPTION

VARIANCE	32.5	27.4	-0.05	59.9
% CHANGE	3.0%	6.0%	-6.8%	3.9%





Arkansas Fuel Consumption

Rolling 12-month Comparison

Fuel	Previous 12 Months (millions)	Current 12 Months (millions)	Variance
Gasoline	1,439,801,836	1,500,870,312	4.24%
Diesel	604,011,338	644,900,845	6.77%
Alternative	1,009,833	986,426	-2.32%
Total	2,044,823,007	2,146,757,583	4.99%

State Fiscal Year 2017 Sales Tax

Mon	Projected Net	Actual Receipts	Variance	Monthly Variance	Annual Variance
Jul	15,050,000	14,379,331	(670,669)	-4.46%	-4.46%
Aug	15,470,000	14,938,713	(531,287)	-3.43%	-3.94%
Sept	15,540,000	14,919,739	(620,261)	-3.99%	-3.96%
Oct	14,840,000	14,758,990	(81,020)	-0.55%	-3.13%
Nov	14,560,000	13,957,069	(602,931)	-4.14%	-3.32%
Dec	14,420,000	15,217,841	797,841	5.53%	-1.90%
Jan	15,330,000	15,126,234	(203,766)	-1.33%	-1.82%
Feb	13,650,000	13,436,898	(213,102)	-1.56%	-1.79%
Mar	15,190,000	14,499,139	(690,861)	-4.55%	-2.10%
Apr					
May					
Jun					
Total	134,050,000	131,233,945	(2,816,055)		

Half-Cent Sales Tax Projected vs Actual

Projected Net	Actual Receipts	Variance	Percent Variance
\$622,230,000	\$619,546,927	\$(2,683,073)	-0.43%

Act 1 - Arkansas Highway Improvement Plan of 2016

	FY17	FY18	FY19	FY20	FY21
	(x \$1 M)				
2016 Special Session					
Provide Governor's Rainy Day Funds	40.0				

Potential in Future Years

Allocate 25% of Future Surplus to Highways (Estimate Based on 10 Year Average)		48.0	48.0	48.0	48.0
Totals 2016 Special Session and Potential in Future Years	46.9	76.1	76.1	76.1	76.1

Potential in Future Years					
Allocate 25% of Future Surplus to Highways (Estimate Based on 10 Year Average)		48.0	48.0	48.0	48.0
Totals 2016 Special Session and Potential in Future Years	46.9	76.1	76.1	76.1	76.1

Act 1 - Arkansas Highway Improvement Plan of 2016

91st Session Account of the GIF 2017-2019 Biennium

Estimated Available Funds:

Unobligated Balance from the 90th Session Account	\$14,194,758
FY16 General Revenue Surplus	\$177,413,001
FY17 General Revenue Surplus	\$0
Recouped General Revenue Balances from FY16	\$5,845,301
Recouped General Revenue Balances from FY17 (Estimate)	\$5,000,000
Old Projects Recoupment (Estimate)	\$2,000,000
Outlawed Warrants	\$0
90th Rainy Day Set-Aside Balance (Sec 3 of Act)	\$25,000,000
Carry Forward of 90th Executive General Improvement (Sec 4 of Act)	\$0
Total Estimated Funds for 2017-2019 Biennium	\$229,453,060

FY17 General Revenue Surplus

\$0

Act 1 - Arkansas Highway Improvement Plan of 2016

		FY17	FY18	FY19	FY20	FY21
		(x \$1 M)				
2016 Special Session						
Provide Governor's Rainy Day Funds		40.0				
FY18 (Governor's Projection)	FY18 (Current Projection)	Difference				
\$76.1M	\$7.3 M	-\$68.8 M				
		Potential in Future Years				
Allocate 25% of Future Surplus to Highways (Average)		(Estimate Based on 10 Year Average)				
			48.0	48.0	48.0	48.0
Totals 2016 Special Session and Potential in Future Years		46.9	76.1	76.1	76.1	76.1

Guaranteed from Act 1 by August 1, 2017 to match Federal Funds for Federal Fiscal Year 2017

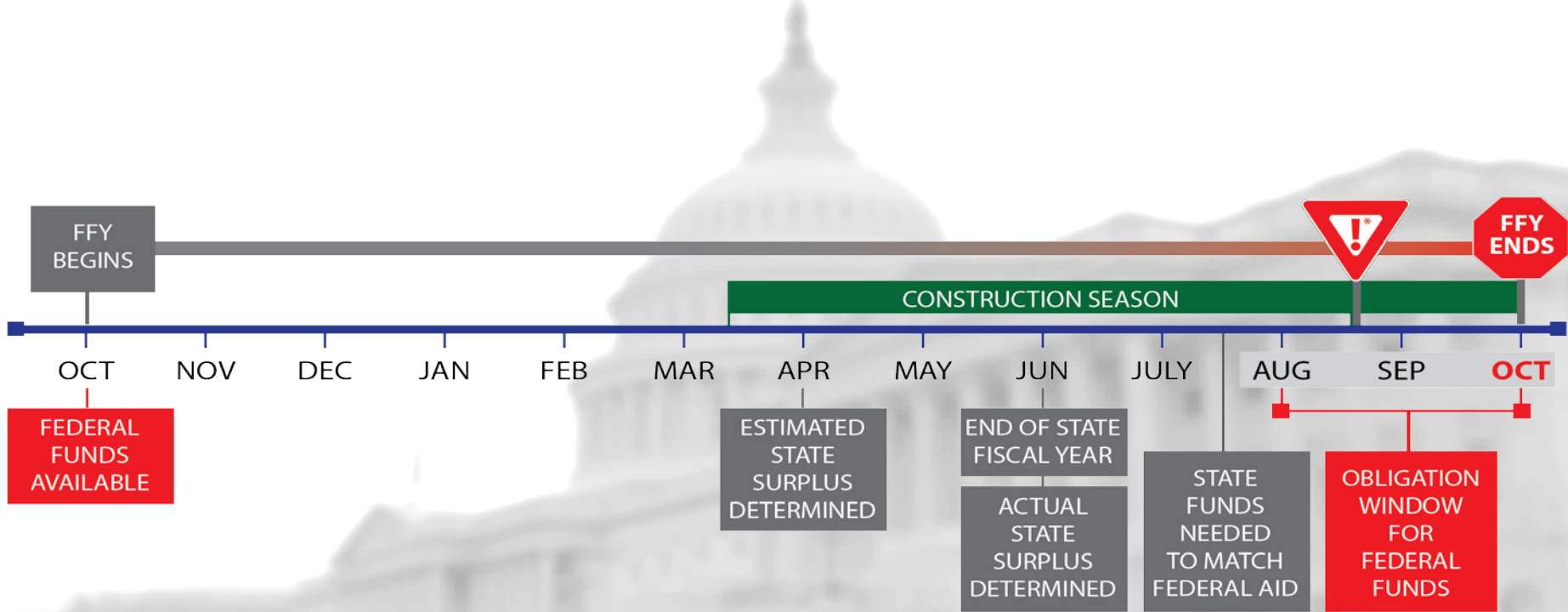
Projected Shortfall in State Highway Matching Funds Federal Fiscal Year 2017 (October 1, 2016 – September 30, 2017)

- State Fiscal Year 2018 (July 1, 2017 – June 30, 2018)
- Federal Fiscal Year 2017 (Oct 1, 2016 – Sept 30, 2017)
- **Additional State Match Needed for FFY 2017 (Needed by Early Aug 2017)**



Funding Challenges

Federal Fiscal Year (FFY)



*REDISTRIBUTION DEADLINE

Projected Shortfall in State Highway Matching Funds Federal Fiscal Year 2017 (October 1, 2016 – September 30, 2017)

- Act 1 Original Projected Funding State Fiscal Year 2018 - **\$76.1 M**
- Needed by Early August 2017
- Act 1 Current Projected Funding State Fiscal Year 2018 - **\$ 7.3 M**
- Original Projection of State Matching Fund Shortfall for Federal Fiscal Year 2017 - **\$47.8 M**
- Current Projection of State Matching Fund Shortfall for Federal Fiscal Year 2017 - **\$27.2 M**

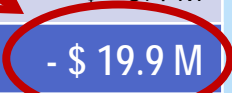
Projected Shortfall in State Highway Matching Funds Federal Fiscal Year 2017 (October 1, 2016 – September 30, 2017)

Updated Projection of State Matching Fund Shortfall Based on Current Data			
Source	Projected Budget	Projected Actual	Difference
Motor Fuel Taxes and Registration	\$ 358.2 M	\$ 364.5 M	+ \$ 6.3 M
Natural Gas Severance Tax	\$ 29.7 M	\$ 26.5 M	- \$ 3.2 M
Total Difference			+ \$ 3.1 M

Projected Shortfall in State Highway Matching Funds Federal Fiscal Year 2017 (October 1, 2016 - September 30, 2017)

Updated Projection of State Matching Fund Shortfall	
Description	
Original Projected Shortfall	- \$ 47.8 M
Increase in Motor Fuels Taxes and	+ \$ 6.3 M
Decrease in Natural Gas	- \$ 3.2 M
Incremental We	+ \$ 3.5 M
Loc	+ \$ 14.0 M
	Sub-Total
	- \$ 27.2 M
So	+ \$ 1.7 M
Rea	+ \$ 0.2 M
Elimina	+ \$ 5.4 M
Current Projected Shortfall (needed by early August 2017)	
	- \$ 19.9 M

**Act 1123 – To Create Rainy Day Fund and to
Provide Additional Funds for State Agencies and Institutions
Needed by Early August 2017**



Federal Fiscal Year 2018 Projects On Hold

Job Number	County	Route	Job Name	Cost Est.
110550	Crittenden	Hwy 38	Beatty St. - Southland Dr. (West Memphis) (S)	\$ 1,000,000
110655	Crittenden	Hwy 70	St. Francis Co. Line - Hwy 77 (S)	\$ 3,500,000
110644	Cross	Hwy 75	Drainage Ditch Str. & Apprs. (S)	\$ 800,000
110648	Cross	Hwy 364	Hwy 364 Str. & Apprs. (S)	\$ 700,000
110670	Monroe	Hwys 49 & 70	Hwys 49 & 70 (Sel. Secs.) (S)	\$ 3,700,000
110619	Phillips	Hwy 39	Little Cypress Creek Str. & Apprs. (S)	\$ 1,000,000
110642	Phillips	Hwy 85	Beaver Bayou Str. & Apprs. (S)	\$ 1,000,000
110657	Phillips	Hwy 242	Hwy 49B - Hwy 242S (Helena-West Helena) (S)	\$ 400,000
110643	Phillips	Hwy 316	Coffee Creek & Drainage Ditch Strs. & Apprs. (S)	\$ 1,500,000
110620	Woodruff	Hwy 17	Ditch at L.M. 10.96 Str. & Apprs. (S)	\$ 900,000
020582	Arkansas	Hwy 343	King Bayou Str. & Apprs. (S)	\$ 1,800,000
020586	Chicot	Hwy 144	Main Ditch Str. & Apprs. (S)	\$ 1,000,000
020590	Desha	Hwy 278	UPRR Str. & Apprs. (S)	\$ 1,500,000
020587	Drew	Hwy 138	Ables Creek Str. & Apprs. (S)	\$ 2,000,000
020621	Drew	Hwy 293	Hwy 138 - Hwy 278 (S)	\$ 800,000
020664	Grant	Hwys 167B & 270	Hwys 167B & 270 (Sheridan) (Sel. Secs.) (S)	\$ 600,000
020684	Jefferson	Hwy 54	Sandy Bayou Str. & Apprs. (S)	\$ 800,000
020659	Jefferson	Hwy 104	Hwy 270 - Hwy 365 (S)	\$ 1,100,000
020680	Jefferson	Hwy 385	Grant Co. Line - Pine Bluff (Sel. Secs.) (S)	\$ 8,000,000
020581	Lincoln	Hwy 11	Canal at L.M. 20.98 Str. & Apprs. (S)	\$ 800,000
020614	Lincoln	Hwy 54	Mills Bayou Str. & Apprs. (S)	\$ 700,000
030498	Lafayette	Hwy 82	Bodcau Creek Str. & Apprs. (S)	\$ 2,000,000
030482	Miller	Hwy 67	Texas State Line - I-49 (Texarkana) (S)	\$ 3,600,000
040721	Crawford	Hwy 84	Hwy 84 Strs. & Apprs. (S)	\$ 2,100,000
040625	Sebastian	Hwy 96	Hwy 22 - Hwy 252 Strs. & Apprs. (S)	\$ 2,300,000
040729	Washington	Hwy 16	Benton Co. Line - East (S)	\$ 1,200,000
040720	Washington	Hwy 112	Poplar St. - Van Asche Dr. (Sel. Secs.) (Fayetteville) (S)	\$ 6,400,000
060343	Independence	Hwy 106	Dry Run Creek Str. & Apprs. (S)	\$ 700,000
060367	Sharp	Hwy 175	Hwy 62 - Fulton Co. Line (S)	\$ 2,000,000
060365	White	Hwy 5	Hwy 31 - Hwy 36 (S)	\$ 2,200,000
060358	White	Hwys 64 & 67B	Hwys 64 & 67B (Sel. Secs.) (Beebe) (S)	\$ 1,400,000
060388	White	Hwy 87	Hwy 67 - Jackson Co. Line (S)	\$ 600,000
060362	White	Hwy 367	Hwy 36 - Baid Knob (S)	\$ 3,000,000
060355	White & Jackson	Hwy 167	Velvet Ridge - North of Hwy 87 (S)	\$ 4,400,000
061547	Garland	Hwy 7	Hwy 7S - Hwy 5 (S)	\$ 9,700,000
061519	Garland	Hwy 70B	Spring St. - Persimmon St. (Hot Springs) (S)	\$ 1,600,000
061523	Garland	Hwy 192	Hwy 227 - Hwy 7 (S)	\$ 1,000,000
061514	Garland	Hwy 227	Hwy 270 - North (S)	\$ 600,000
061530	Garland	Hwy 270	Montgomery Co. Line - Royal (Sel. Secs.) (S)	\$ 3,600,000
061506	Pulaski	Hwy 176	Shilcocks Bayou Str. & Apprs. (S)	\$ 700,000
061507	Pulaski	Hwy 385	Palarm Creek Str. & Apprs. (S)	\$ 2,100,000
061500	Saline	Hwy 5	Creek at L.M. 4.65 Str. & Apprs. (S)	\$ 600,000

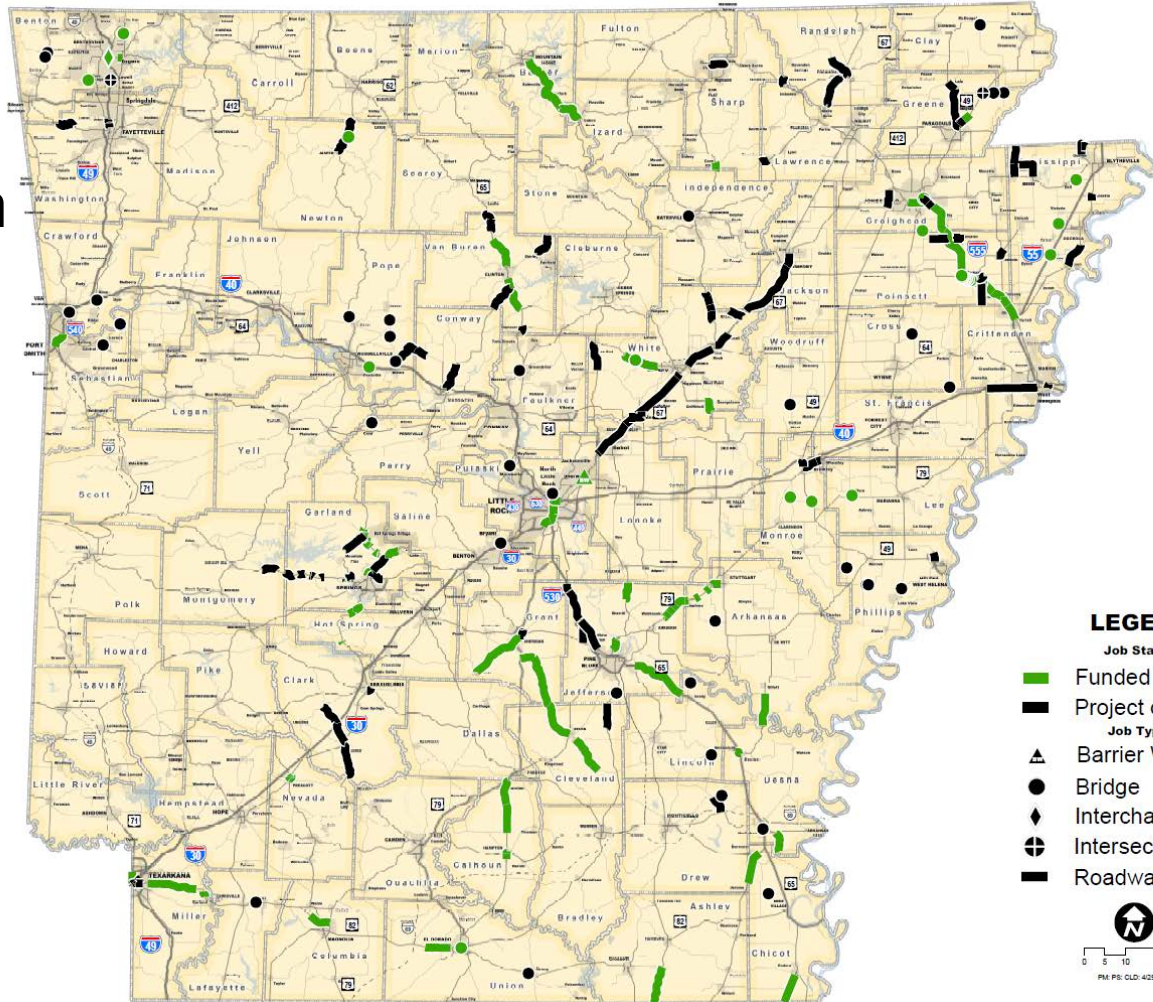
Job Number	County	Route	Job Name	Cost Est.
070265	Clark	Hwy 53	Hwy 51-1-30 (S)	\$ 4,500,000
070271	Clark	Hwy 53	Center Point-Hwy 67 (S)	\$ 2,500,000
070442	Clark	New Location	Hwy 67 - Hwy 51 (Arkadelphia Bypass) P.E.	\$ 5,000,000
070452	Cleveland	Hwy 63	Jefferson Co. Line - Friendship (S)	\$ 1,000,000
070473	Union	Hwy 82	Lapile Creek Str. & Apprs. (S)	\$ 800,000
080494	Conway	Hwy 9	I-40 - Solgachia (Safety Impvts.) (S)	\$ 4,500,000
080667	Conway & Pope	Hwy 247	Hwy 105 - Hwy 213 (S)	\$ 2,900,000
080505	Faulkner	Hwy 225	Greenbrier Creek Str. & Apprs. (S)	\$ 700,000
080661	Montgomery	Hwy 270	Twin Creek Rd. - Garland Co. Line (S)	\$ 1,000,000
080507	Perry	Hwy 155	Ditch at L.M. 4.30 Str. & Apprs. (S)	\$ 700,000
080506	Pope	Hwy 7	Crooked Branch Str. & Apprs. (S)	\$ 1,500,000
080529	Pope	Hwy 105	Hector, Isabell, & Alewinea Creeks Strs. & Apprs. (S)	\$ 2,200,000
080568	Van Buren	Hwy 9	Conway Co. Line - Hwy 65 (S)	\$ 1,800,000
080562	Van Buren	Hwy 9	Shirley - Stone Co. Line (S)	\$ 1,000,000
080531	Van Buren	Hwy 65	Hwy 65 (Van Buren Co.) (Sel. Secs.) (S)	\$ 2,400,000
090434	Benton	Hwy 59	Wolf Creek and Spring Branch Strs. & Apprs. (S)	\$ 1,800,000
090433	Benton	Hwy 264	Hwy 264/Bellview St./Spring Creek Rd. Inters. Impvts. (S)	\$ 1,800,000
090487	Newton	Hwy 7	Jasper - Boone Co. Line (Sel. Secs.) (S)	\$ 1,100,000
100842	Clay	Hwy 141	Little Cache River Ditch Str. & Apprs. (S)	\$ 1,700,000
100884	Craighead	Hwy 63B	Hwy 18 - I-555 (Jonesboro) (S)	\$ 1,100,000
100909	Craighead	Hwy 349	Hwy 226S - Hwy 91 (S)	\$ 1,100,000
100913	Craighead	Hwy 463	I-555 - South (S)	\$ 900,000
100870	Greene	Hwy 34	Hwy 34 Strs. & Apprs. (S)	\$ 4,800,000
100878	Greene	Hwy 49	Hwy 49/Hwy 34 Inters. Impvts. (Marmaduke) (S)	\$ 1,000,000
100917	Greene	Hwy 49	Hwy 49B North & South (Paragout) (S)	\$ 400,000
100904	Greene	Hwy 135	Hwy 49B - Hooker (S)	\$ 3,000,000
100902	Lawrence	Hwy 90	Randolph Co. Line - South of Hwy 63 (S)	\$ 300,000
100911	Lawrence	Hwy 230	Sharp Co. Line - Hwy 117 (Strawberry) (S)	\$ 300,000
100908	Mississippi	Hwy 61	Wilson - Hwy 198 (S)	\$ 1,100,000
100926	Mississippi	Hwy 61	Toluca - Hwy 148 (S)	\$ 400,000
100892	Mississippi	Hwy 77	Missouri State Line - Hwy 18B (S)	\$ 5,700,000
100912	Mississippi	Hwy 119	Hwy 18 - Hwy 77 (Leachville) (S)	\$ 800,000
100887	Mississippi	Hwys 150 & 181	Hwys 150 & 181 (Gosnell) (Sel. Secs.) (S)	\$ 1,000,000
100931	Pointsett	Hwy 69	I-555 - West (S)	\$ 800,000
100910	Pointsett	Hwy 69	Hwy 69S East & West (Trumann) (S)	\$ 500,000
100947	Pointsett	Hwy 140	Left Hand Chute of Little River - East (S)	\$ 500,000
100885	Pointsett	Hwy 149	Crittenden Co. Line - I-555 (S)	\$ 2,700,000
100932	Pointsett	Hwy 308B	Hwy 140 - Hwy 308 (Marked Tree) (S)	\$ 500,000
100927	Randolph	Hwy 90	Hwy 67 - West (Pocahontas) (S)	\$ 1,000,000
100905	Randolph	Hwy 196	Hwy 361 - Hwy 62 (S)	\$ 1,300,000
012289	Jackson, White & Lonoke	Hwy 67	Cabot - Newport (Hwy 67) (Rehab.) (Sel. Secs.) P.E.	\$ 84,200,000
GRAND TOTAL				\$ 216,800,000

- 83 Projects

- \$250 Million

- ✓ \$200 Million
Federal Funds

- ✓ \$50 Million
State Funds



LEGEND

Job Status

Funded Project

Project on Hold

Job Type

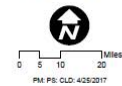
Barrier Wall

Bridge

Interchange

Intersection

Roadway



Projects On Hold
Federal Fiscal Year 2018

The seal of the Arkansas State Highway Commission is a circular emblem. It features a central figure holding a scale and a sword, surrounded by stars and the word "ARKANSAS". The outer ring of the seal contains the text "ARKANSAS STATE HIGHWAY COMMISSION".

Agenda Item 5

Transportation News

Utah To Issue \$1 Billion In Bonds

Montana House Approves Tax Hike

UTAH



- \$1 Billion in Highway General Obligation Bonds Program
- Bonds Issued over 4 Years With a 15 Year Payback Period
- Focus on Economic Development



MONTANA



- House approves Fuel Tax Increase
- If Approved by Senate:
 - Will be First Increase Since 1993
 - Would Raise More Than \$61 Million in 2018
 - Gas Tax Increases by 8 cents to 35 cents
 - Diesel Would Increase by 7.25 cents to 35 cents
 - Funding shared between DOT, Locals and Highway Patrol



Louisiana May Lose Federal Dollars

- Unable to Match Federal Funds
- Up to \$150 Million the First Year
- Up to \$300 Million the Second Year
- Task Force Recommendations
- Gasoline Tax "Most Reliable" Source



California Unveils Major Plan For Increased Transportation Funding



Governor Brown Announces the
Transportation Funding Deal

- Expected to Generate \$5.2 Billion Annually
- Increases Motor Fuel Taxes for the First Time Since 1994
- Gasoline Tax Increase of 12 Cents per Gallon
- Diesel Tax Increase 20 Cents per Gallon
- Annual Adjustments for Inflation
- Will Cost Most Drivers Less than \$10 per Month

Indiana Lawmakers Boost Road Funds

- Passes Long-Term Road and Bridge Bill
- Provides \$1.2 Billion Per Year
- Funding Sources
- Reallocates Road User Fees to Transportation



Tennessee Approves Road Funding Bill

- Passes Governor's Bill
- Funding Sources
- Provides \$350 Million Per Year
- Reduces Other Taxes



The background features a large, faint watermark of the Arkansas State Highway Commission seal. The seal is circular and contains the text "ARKANSAS STATE HIGHWAY COMMISSION" around the perimeter. In the center, it says "ARKANSAS" above a crest depicting a plow, a sheaf of wheat, and a cotton plant, with the motto "REGNAT POPULUS" below it.

Agenda Item 6

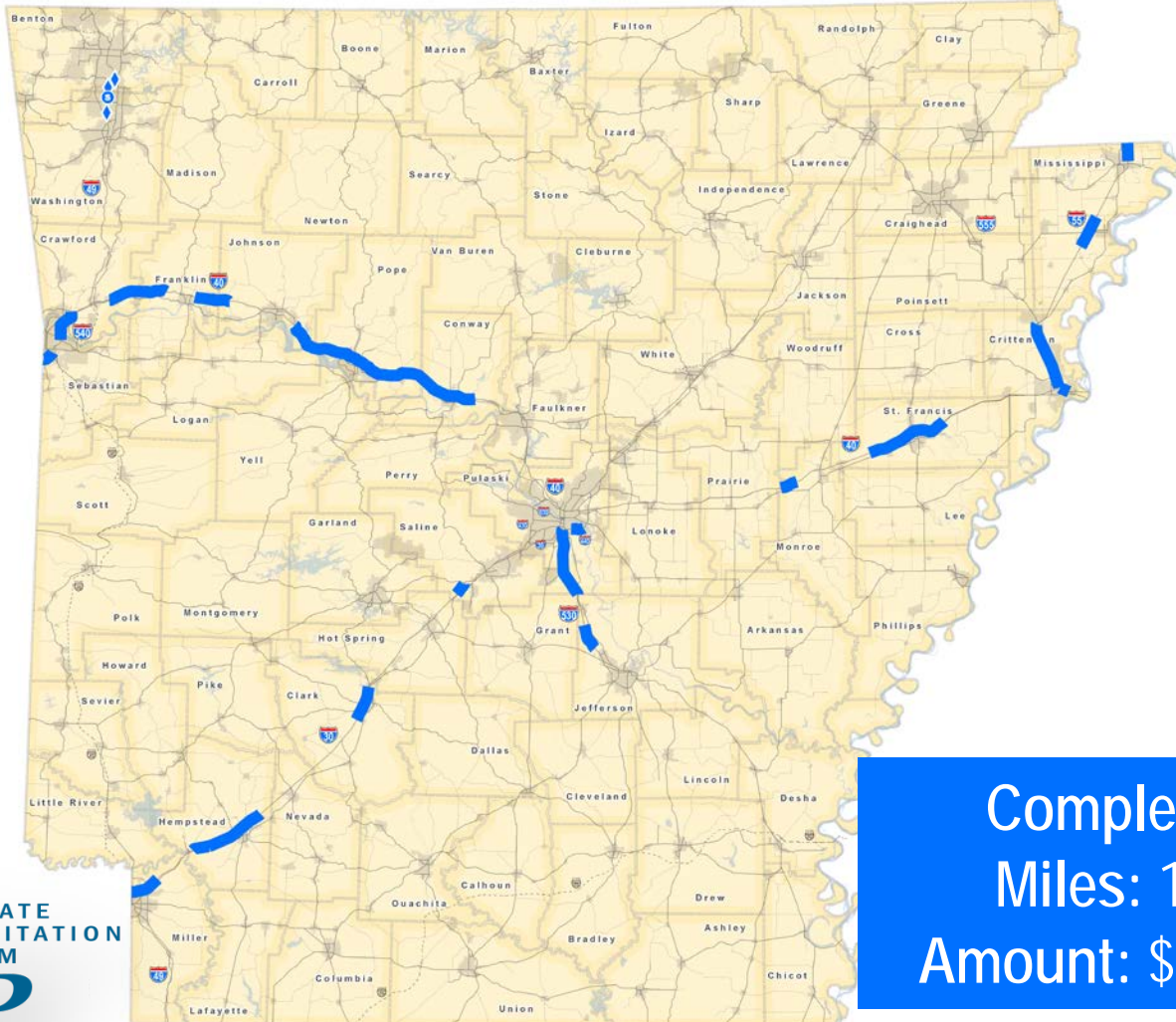
**2011 Interstate Rehabilitation Program
and Connecting Arkansas Program**



INTERSTATE
REHABILITATION
PROGRAM

IRP





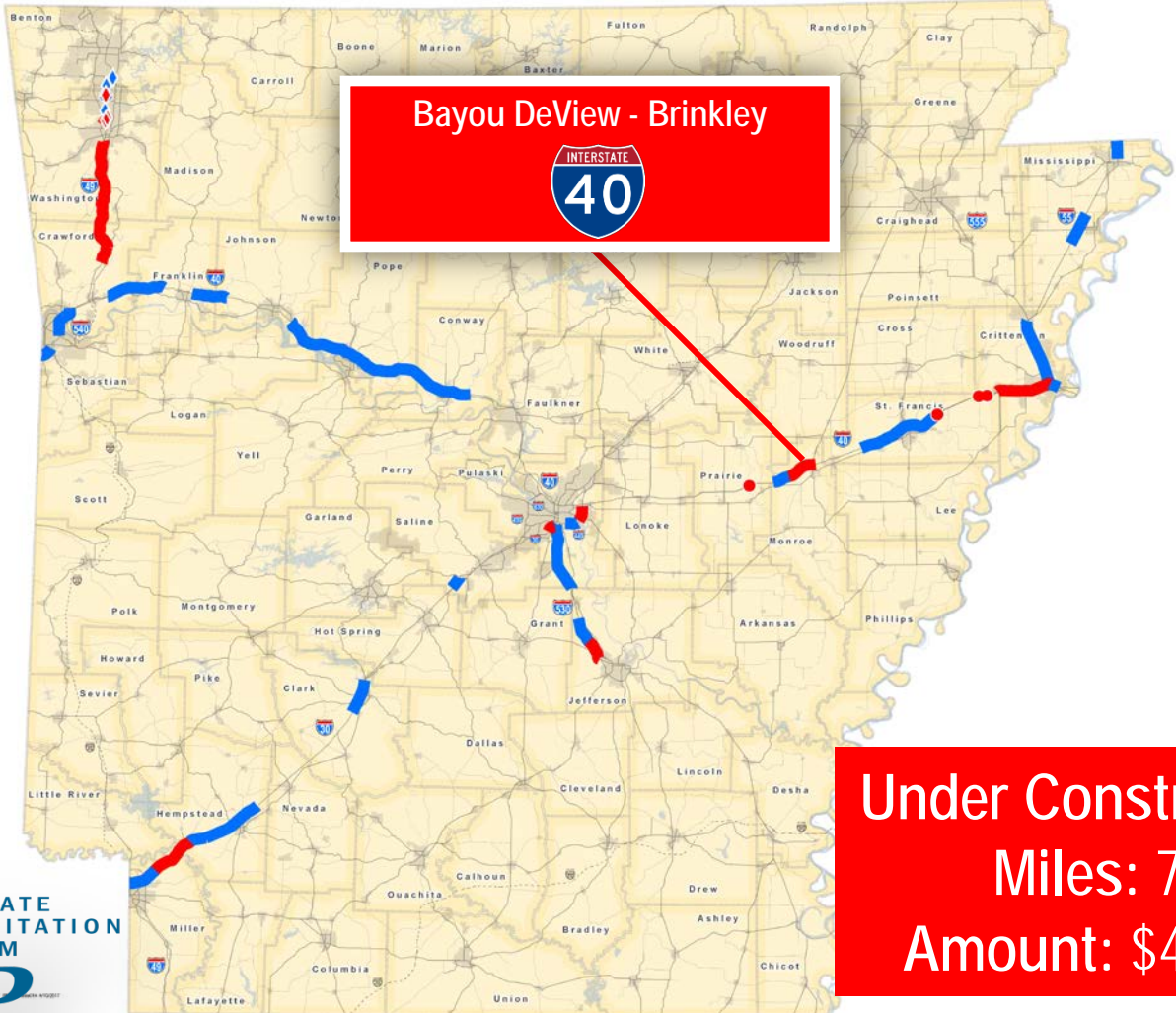
Completed
Miles: 198
Amount: \$593 M

Interstate Rehabilitation Program





Interstate Rehabilitation Program



Bayou DeView - Brinkley

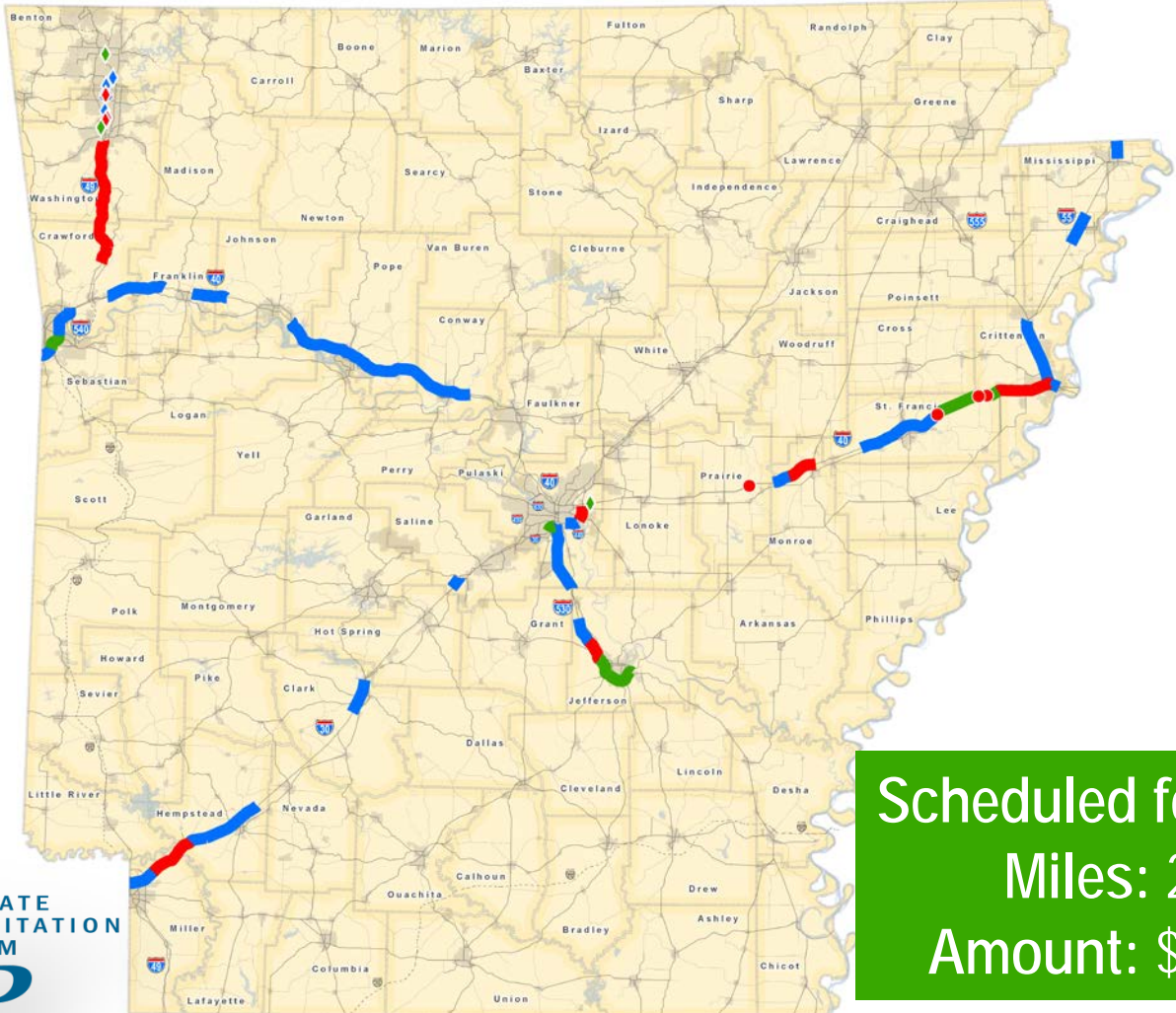


Under Construction
Miles: 78
Amount: \$494 M





Interstate Rehabilitation Program

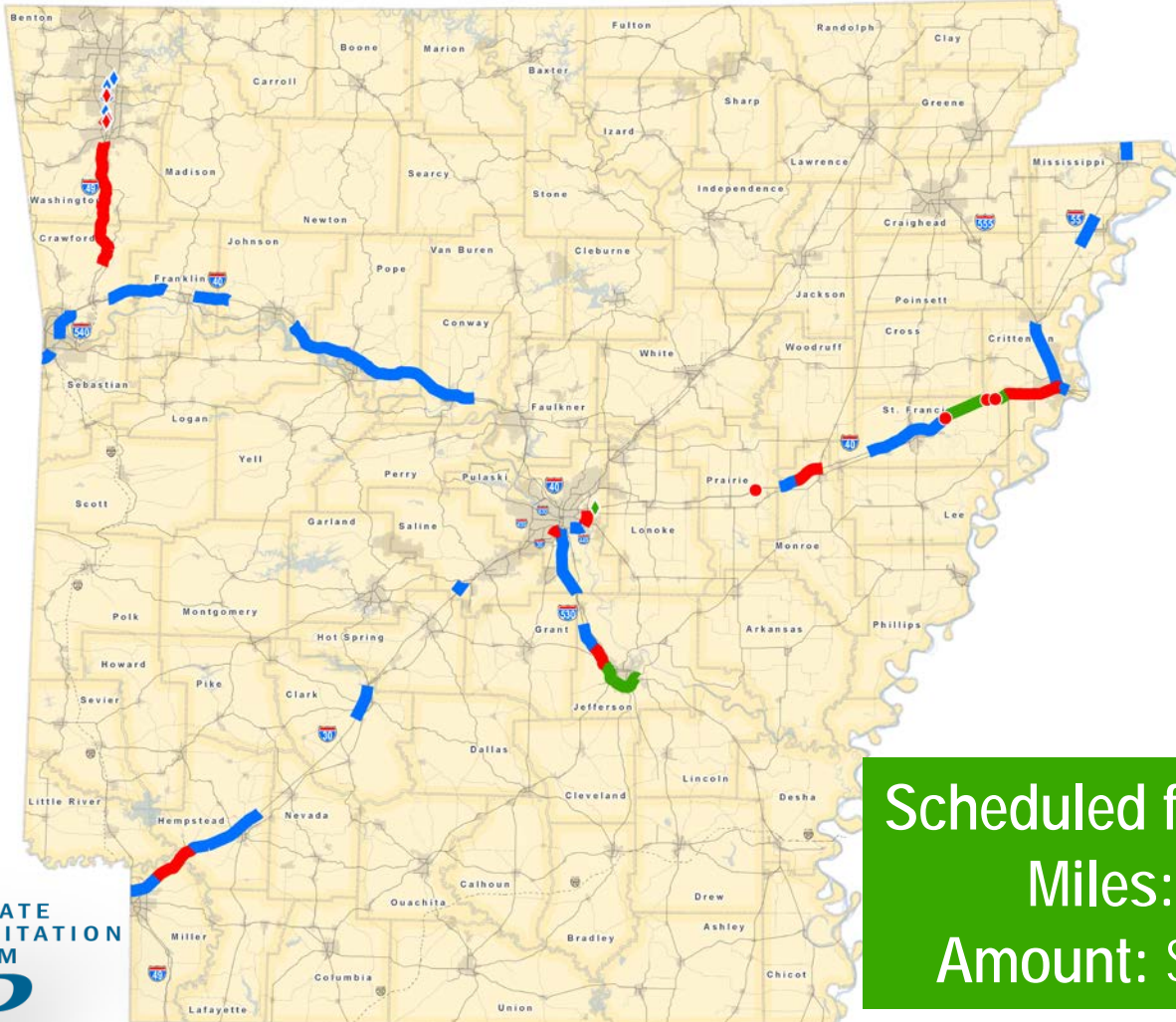


Scheduled for 2017
Miles: 28
Amount: \$92 M





Interstate Rehabilitation Program

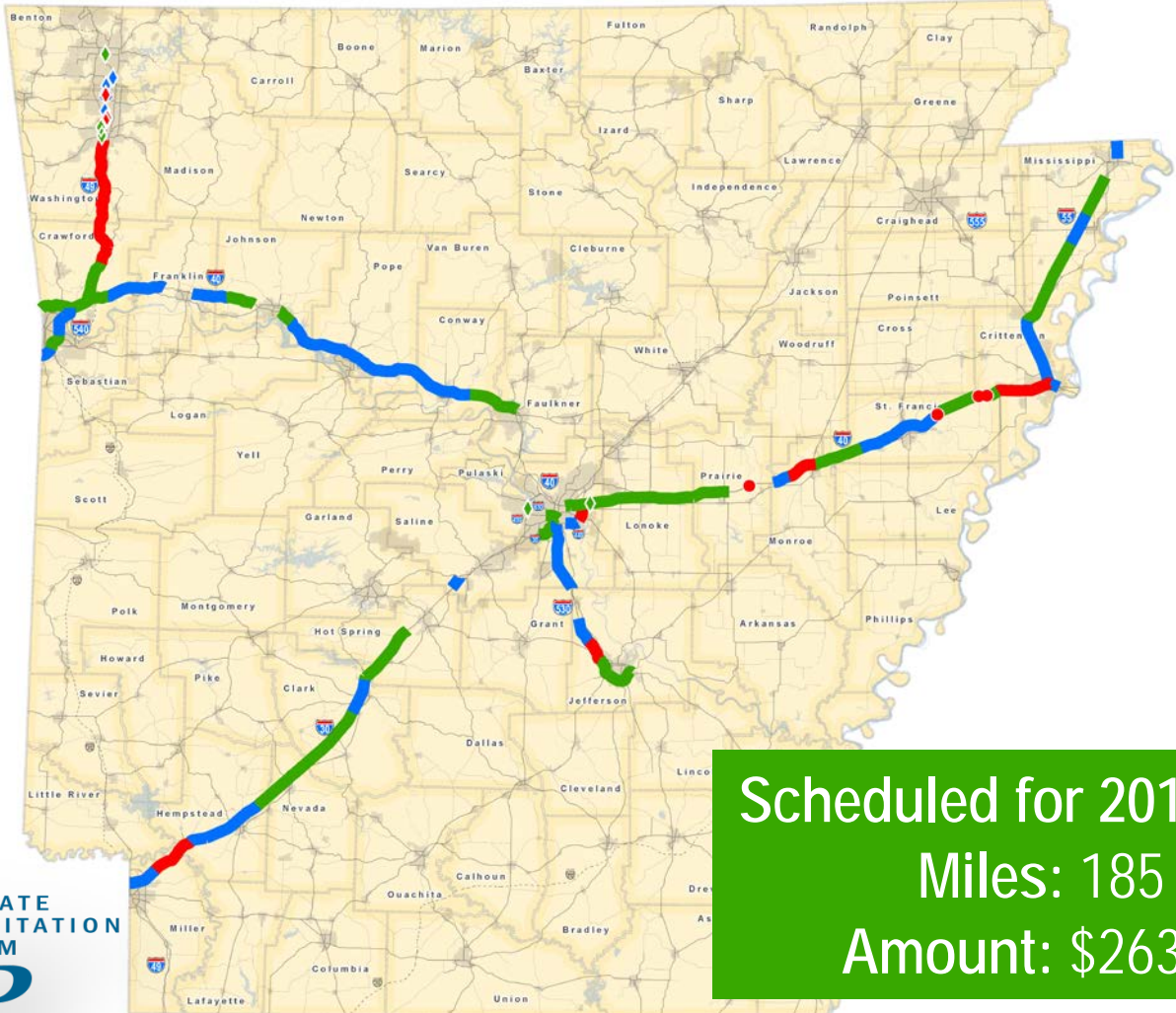


Scheduled for 2018
Miles: 6
Amount: \$77 M






Interstate Rehabilitation Program




Scheduled for 2019-2023
Miles: 185
Amount: \$263 M





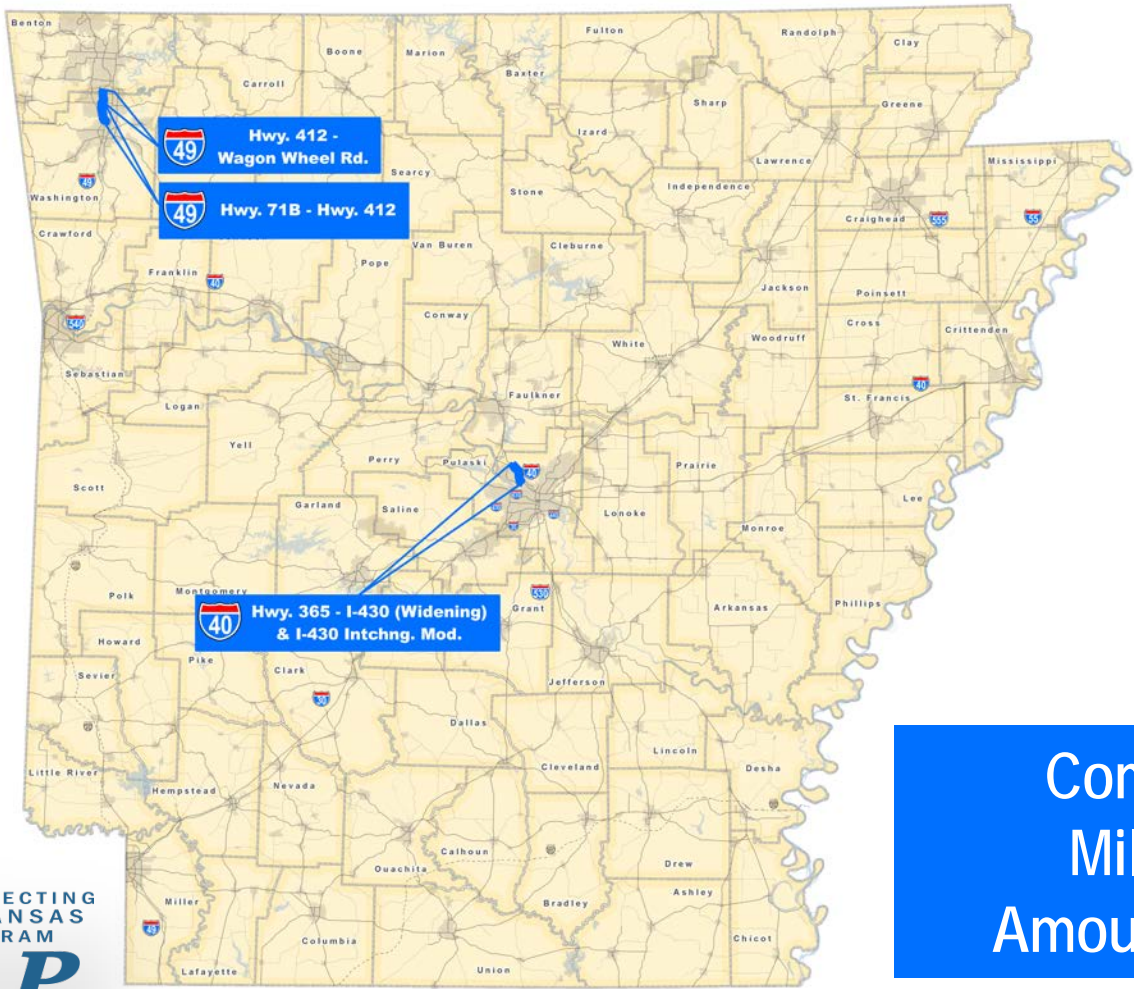
CONNECTING
ARKANSAS
PROGRAM

CAP





Connecting Arkansas Program

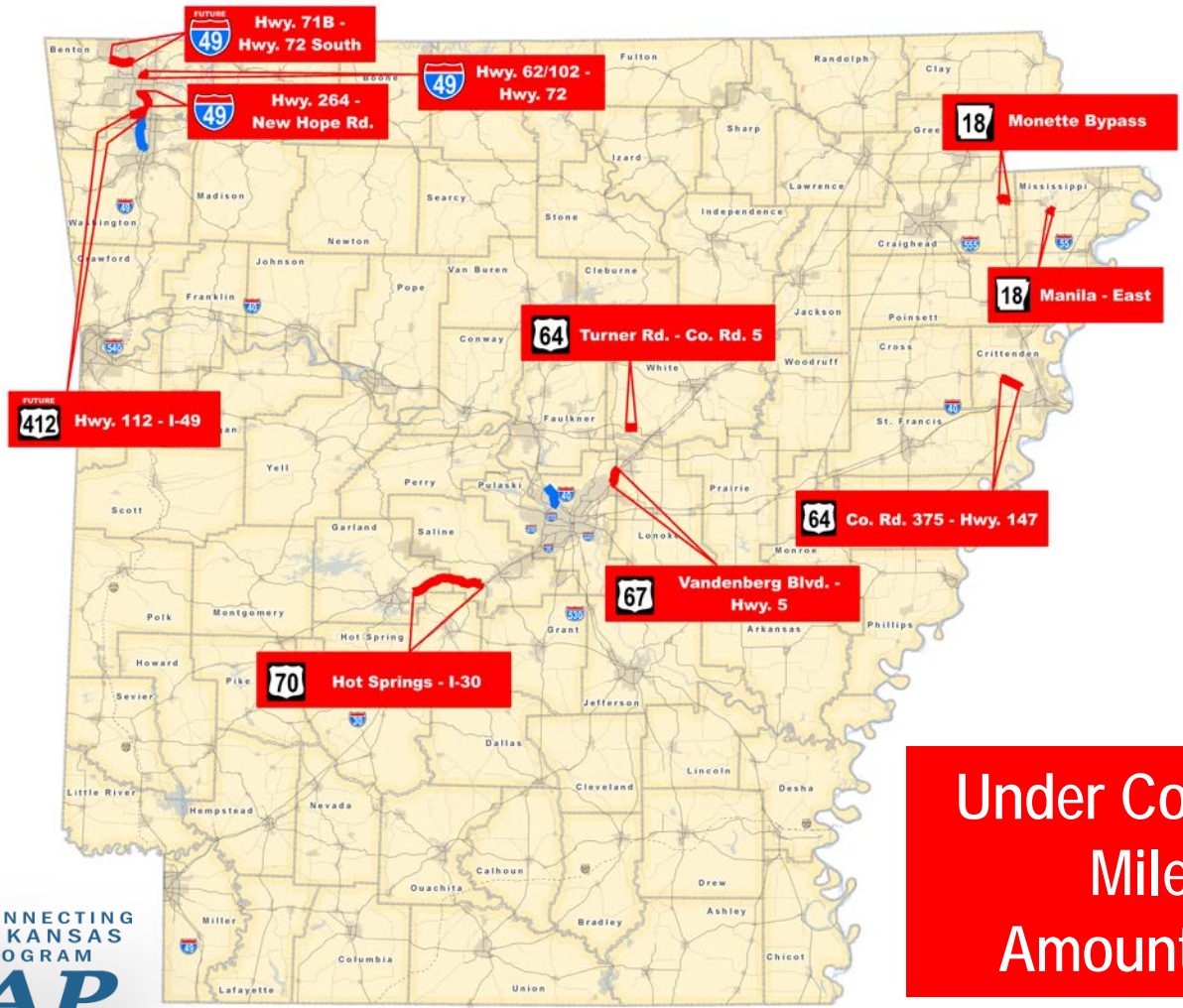


Completed
Miles: 12
Amount: \$88 M





Connecting Arkansas Program

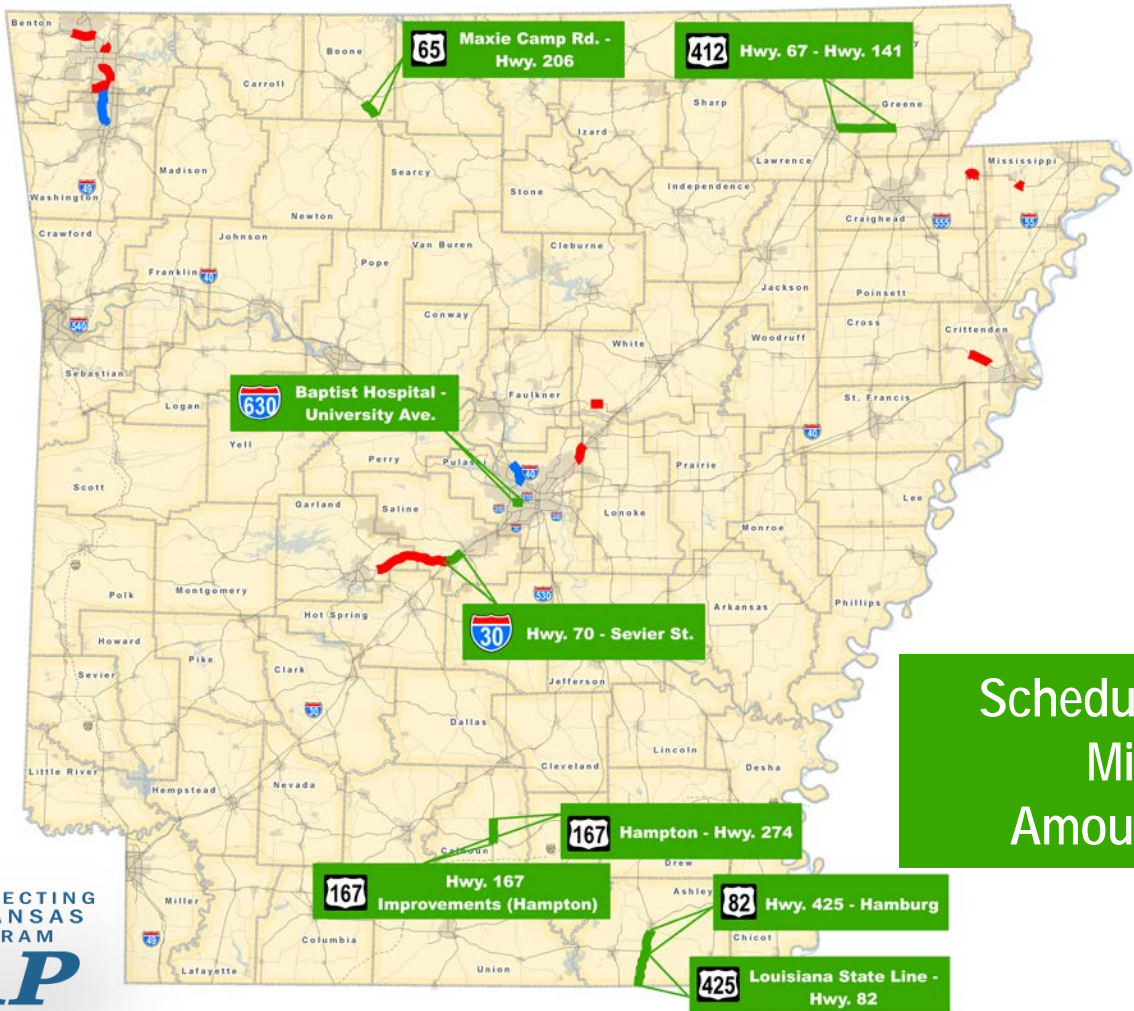


Under Construction
Miles: 55
Amount: \$458 M





Connecting Arkansas Program

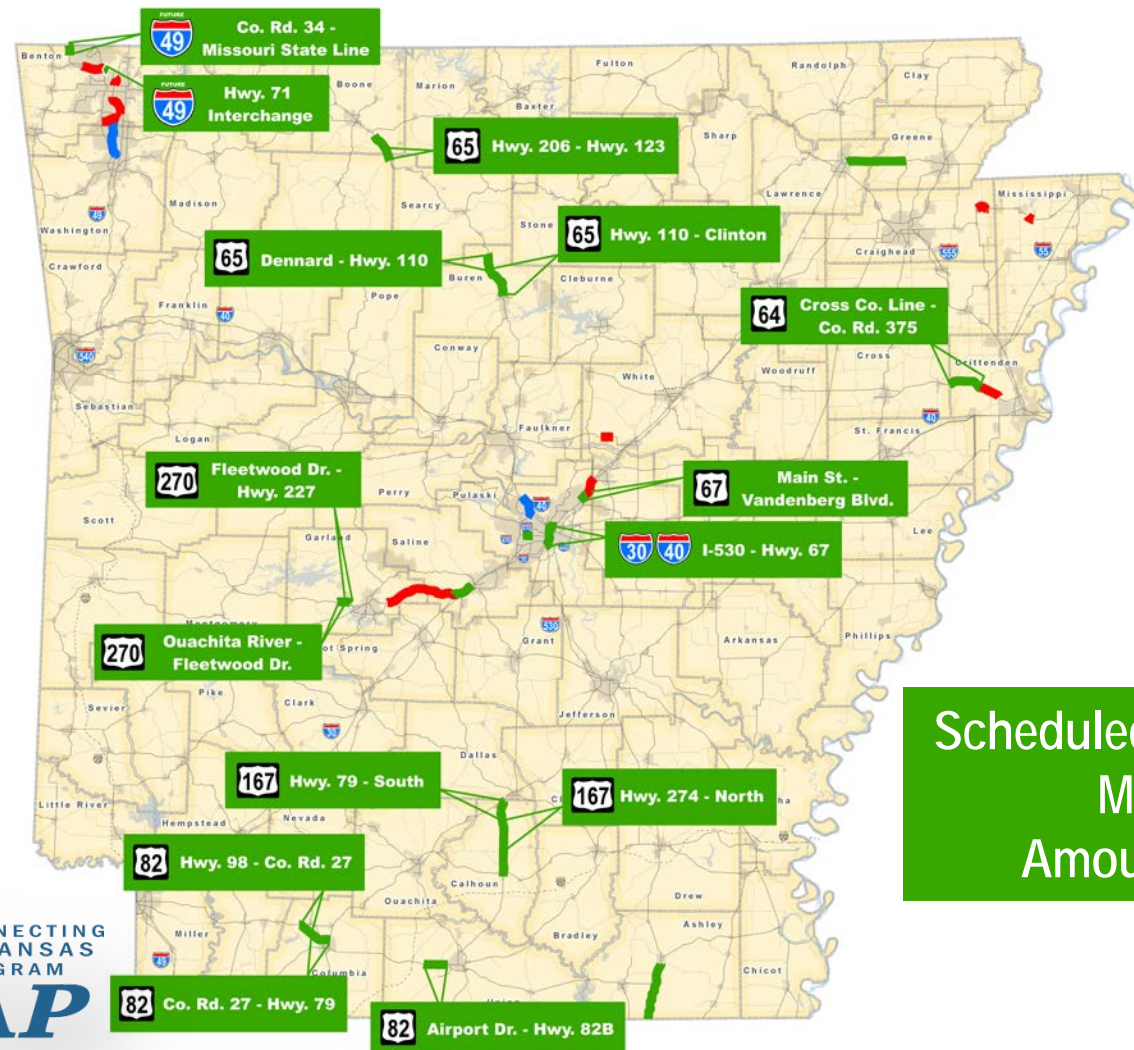


Scheduled for 2017
Miles: 47
Amount: \$280 M





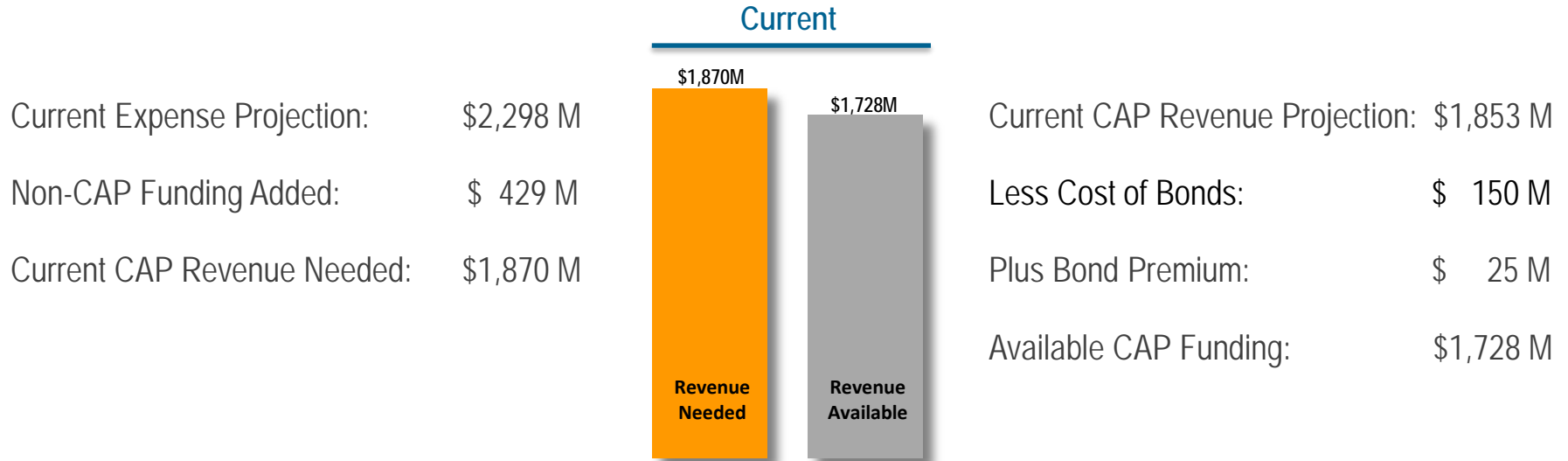
Connecting Arkansas Program



Scheduled for 2018-2019
Miles: 70
Amount: \$983 M



CAP Funding Variance Analysis



\$142 Million Deficit

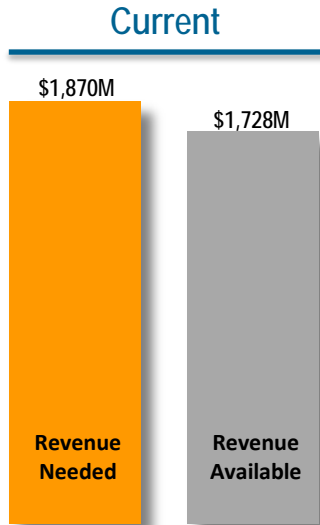
CAP Funding Variance Analysis

- Major Changes

- Increases

- Savings

- Highway 64
- Highway 65
- Highway 82
- Highway 270



- Options

- Bella Vista Bypass

- Open Container Law

The seal of the Arkansas State Highway Commission is centered in the background. It features a circular border with the text "ARKANSAS STATE HIGHWAY COMMISSION". Inside the circle, there is a central figure holding a scale and a sword, surrounded by stars and the word "ARKANSAS". Below the figure is a banner with the motto "REGNAT QUI SERVAT".

Agenda Item 7

STIP Projects for Fiscal Year 2021

2018-2021 STIP



2018-2021 **STIP**

STATEWIDE TRANSPORTATION IMPROVEMENT PROGRAM
FEDERAL FISCAL YEAR

DRAFT



ARKANSAS STATE HIGHWAY AND TRANSPORTATION DEPARTMENT

Presented by the Arkansas State Highway Commission
In Compliance with Title 23 U.S.C. § 135



**Estimated Average Annual Amount of Federal Funds
2018-2021**
(x \$1 Million)

Federal Programs	Total
National Highway Performance Program (NHPP)	\$ 303
Surface Transportation Program (STP)	\$ 146
Highway Safety Improvement Program (HSIP)	\$ 46
Congestion Mitigation and Air Quality (CMAQ)	\$ 13
National Freight Program	\$ 17
Other Minor Categories	\$ 18
Transportation Alternatives Program (TAP)	\$ 11
Metropolitan Planning	\$ 2
Statewide Planning and Research (SPR)	\$ 11
Total Federal-aid Funds	\$ 567

Estimated Average Annual Amount of State Funds
2018-2021
(x \$1 Million)

State Revenue	Total
Motor Fuel Tax and Registration Fees	\$ 360
4¢ Diesel Tax - Committed to IRP	\$ 17
Natural Gas Severance Tax	\$ 30
Estimated Additional State Funds (Assumption)	\$ 50
Total State Revenues	\$ 457

Estimated Average Annual Construction Funds 2018-2021

(x \$1 Million)

Federal Funds	\$ 567
State Highway Revenue	\$ 457
Total	\$ 1,024
Less Federal Funds for:	
Fixed Budgeted Expenditures (Maintenance, Administration, Operations)	\$ 30
Non-AHTD Projects (TAP, Counties, Cities, Attributable, Metropolitan Planning)	\$ 46
Statewide Planning and Research	\$ 11
Right-of-Way and Utilities / Obligation Limitation	\$ 50
Interstate Rehabilitation Program Bond Payment	\$ 58
Total Reduction in Federal Funds	\$ (195)
Less State Highway Funds for:	
Fixed Budgeted Expenditures (Maintenance, Administration, Operations)	\$ 318
State Match for Federal-aid Statewide Planning and Research	\$ 3
Interstate Rehabilitation Program Bond Payment (4¢ Diesel Fuel Tax)	\$ 17
Total Reduction in State Funds	\$ (338)
Total Federal and State Funds Available for Highway Construction	\$ 491

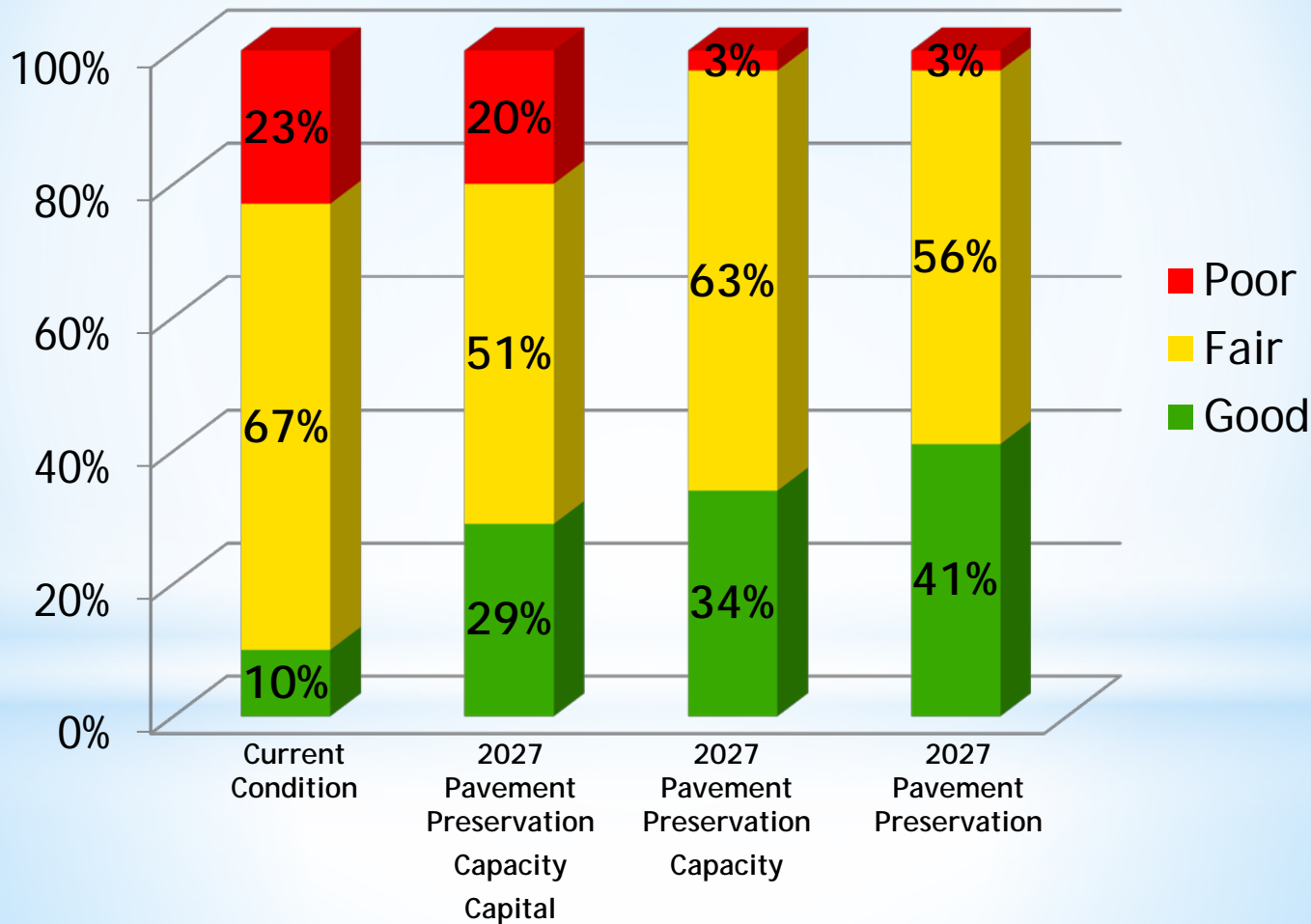
**Estimated Average Annual Construction Funds
Available for Highway Construction at Commission Discretion
2018-2021**
(x \$1 Million)

Total Federal and State Funds Available for Highway Construction	\$ 491
Less Federal and State Matching Funds for:	
Bridge Preservation (Historical Funding Level)	\$ 90
Interstate Rehabilitation Program	\$ 42
Federal-aid Safety (Highway Safety Improvements, Rail Highway Crossing Hazard Elimination and Protective Devices)	\$ 34
Total Reductions	\$ (166)

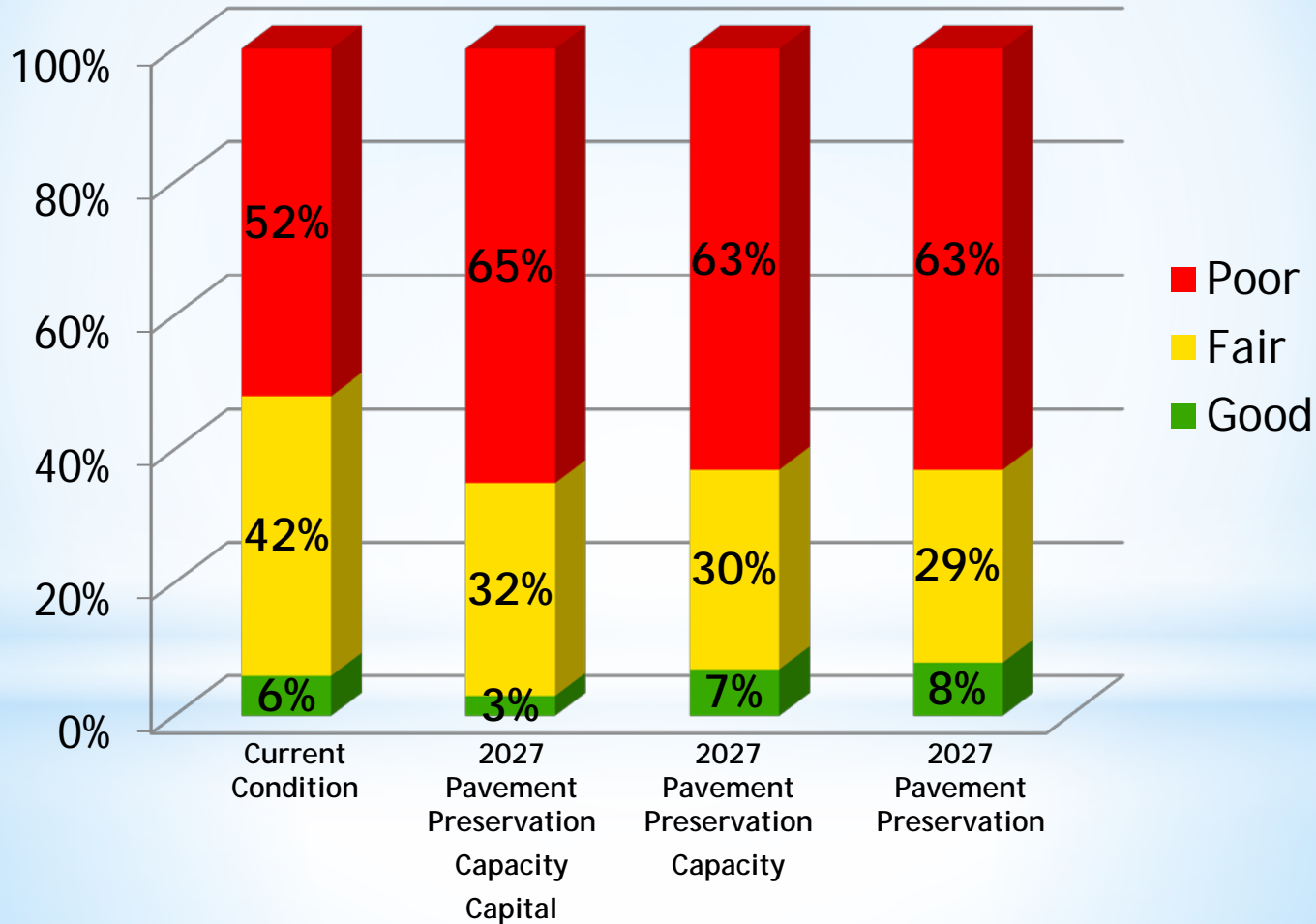
Total Flexible Federal and State Funds Available \$ 325

Use \$ 325 million / year

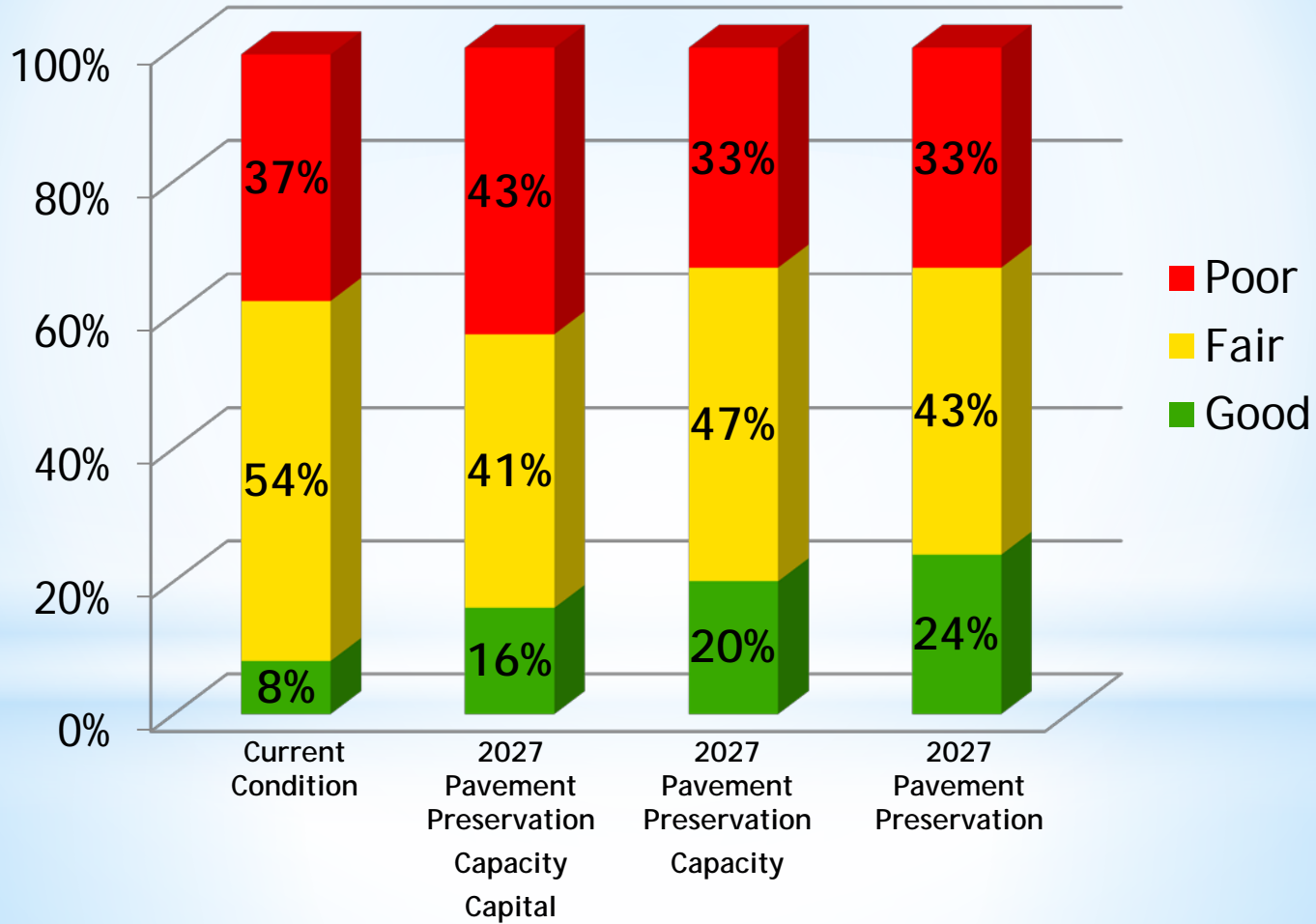
Arkansas Primary Highway Network – State Highways



Non-Arkansas Primary Highway Network – State Highways



All State Highways



Challenges

- ✓ **12th** largest system in the country
- ✓ **42nd** in highway revenue per mile.
- ✓ **\$23 billion** in needs and capital improvements
- ✓ **\$4 billion** in available revenue
 - Flat Revenues
 - Loss of Purchasing Power

POSSIBLE CONVERSION OF PAVED ROADS TO GRAVEL

Repave or Revert to Gravel?



POSSIBLE CONVERSION OF PAVED ROADS TO GRAVEL

Ranking #1 ADT: 180

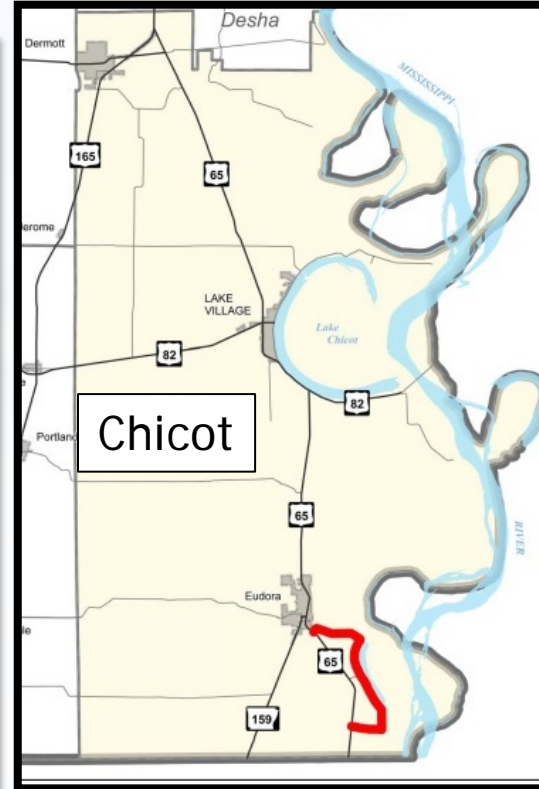


Business



POSSIBLE CONVERSION OF PAVED ROADS TO GRAVEL

Ranking #2 ADT: 200



POSSIBLE CONVERSION OF PAVED ROADS TO GRAVEL

- National Cooperative Highway Research Program (NCHRP) Synthesis 485
- Converting Paved Roads to Unpaved
 - ✓ Low or very low volume farm to market rural roads
 - ✓ Road deterioration accelerated due to the increasing sizes of agricultural and commercial equipment
 - ✓ Increased cost of materials and stagnant or declining maintenance budgets
 - ✓ Possible sustainable solution - convert deteriorated paved roads to unpaved

Possible Tolling Revenue

- Interstate System Reconstruction and Rehabilitation Pilot Program (ISRRPP)
 - Transportation Equity Act for the 21st Century (TEA-21) – 1998
 - ✓ *Three Pilot Projects to Toll Existing Interstate Facility*
 - ✓ *Missouri (2005), North Carolina (2012), Virginia (2011) Selected*
 - Fixing America's Surface Transportation (FAST) Act – 2015
 - ✓ *Amended the ISRRPP – Established Deadlines*
 - ✓ *North Carolina and Virginia have Withdrawn – Two Slots Now Available*

Possible Tolling Revenue

Interstate 40 Toll

Feasibility Study



Executive Summary
May 2014



- Moving Ahead for Progress in the 21st Century – 2012
 - ✓ *Expanded tolling authority to include newly constructed lanes added to existing toll-free Interstate highways, but restricts tolling on existing Interstate lanes.*
- Commission Adopted the Interstate 40 Toll Feasibility Study – July 2014

Possible Tolling Revenue

* Study Goals



- Determine feasibility of using tolls to finance the widening of Interstate 40 from four to six lanes between North Little Rock and West Memphis, a distance of 110 miles.

Possible Tolling Revenue

* Study Findings

“The critical element to make this viable is that all lanes must be tolled including the existing lanes”

- Develop support for the project
- Remove the prohibition on video data collection along the toll road
- Support future federal transportation legislation to remove the prohibition on Interstate tolling
- Add additional opportunities to toll existing Interstates or **gain access to the existing pilot project slots**
- Investment grade study (additional and more detailed financial analyses)

Possible Tolling Revenue

- September 2014 – Letter to U.S. Secretary of Transportation, Anthony Foxx
 - ✓ Tolling Interstate 40 between North Little Rock and West Memphis
 - ✓ Feasible to Fund Widening from Four to Six Lanes if All Lanes are Tolloed
 - ✓ Expressed Arkansas' Interest in Applying for an Interstate System Reconstruction and Rehabilitation Pilot Program Slot

Funding Scenarios

- Continue Current Investments
 - 80% System Preservation Improvements with Capacity Improvements
 - 20% Capital Improvements
- No Capital Investments
 - 100% System Preservation Improvements with Capacity Improvements
- System Preservation Investments Only
 - 100% System Preservation Improvements with No Capacity Improvements

The seal of the Arkansas State Highway Commission is centered in the background. It features a circular border with the text "ARKANSAS STATE HIGHWAY COMMISSION". Inside the circle is the Great Seal of the State of Arkansas, which depicts a woman holding a scale and a sword, surrounded by stars and the motto "REGNAT QUI SERVAT".

Agenda Item 8


2017 Legislative Session Update

91st General Assembly

2017 Legislative Update



Name Change—AHTD to ARDOT



- Act 707 – Arkansas Department of Transportation
- Effective July 31, 2017
- New Logo Revealed at the June 7 Commission Meeting

2017 Legislative Session

- Act 809 - Construction Manager/General Contractor
- Alternative Project Delivery
- Pilot Program
 - ✓ Limit of Three Projects
 - ✓ Grand Total Not to Exceed \$200 million
 - ✓ One Project at a Time
 - ✓ Program Expires July 31, 2022



2017 Legislative Session

- **Act 650 – Truck Size**

- ✓ Annual \$500 Permit
- ✓ Farm Machinery Equipment Dealers
- ✓ May exceed maximum width of 8.5 feet up to 12 feet

- **Act 1085 – Truck Weight**

- ✓ Annual \$\$\$\$ Permit
- ✓ Delivery of Farm Products – Field to Processing Facility
- ✓ May exceed maximum weight of 85,000 pounds up to 100,000 pounds
- ✓ Requires the Department and the Arkansas Department of Agriculture to Draft Regulations
- ✓ Allows Regulations to set Permit Costs

2017 Legislative Session

- **Act 451 – Highway Designation**
 - ✓ Highway 65
 - ✓ Pine Bluff to Louisiana State Line
 - ✓ Delta Rhythm and Bayous Highway
- **Act 810 – Highway Designation**
 - ✓ Memorial Highway Designation on Various Routes
 - ✓ Johnny Cash, Levon Helm, Louis Jordan, Sister Rosetta Tharpe
 - ✓ Highway 61 - The Americana Music Highway

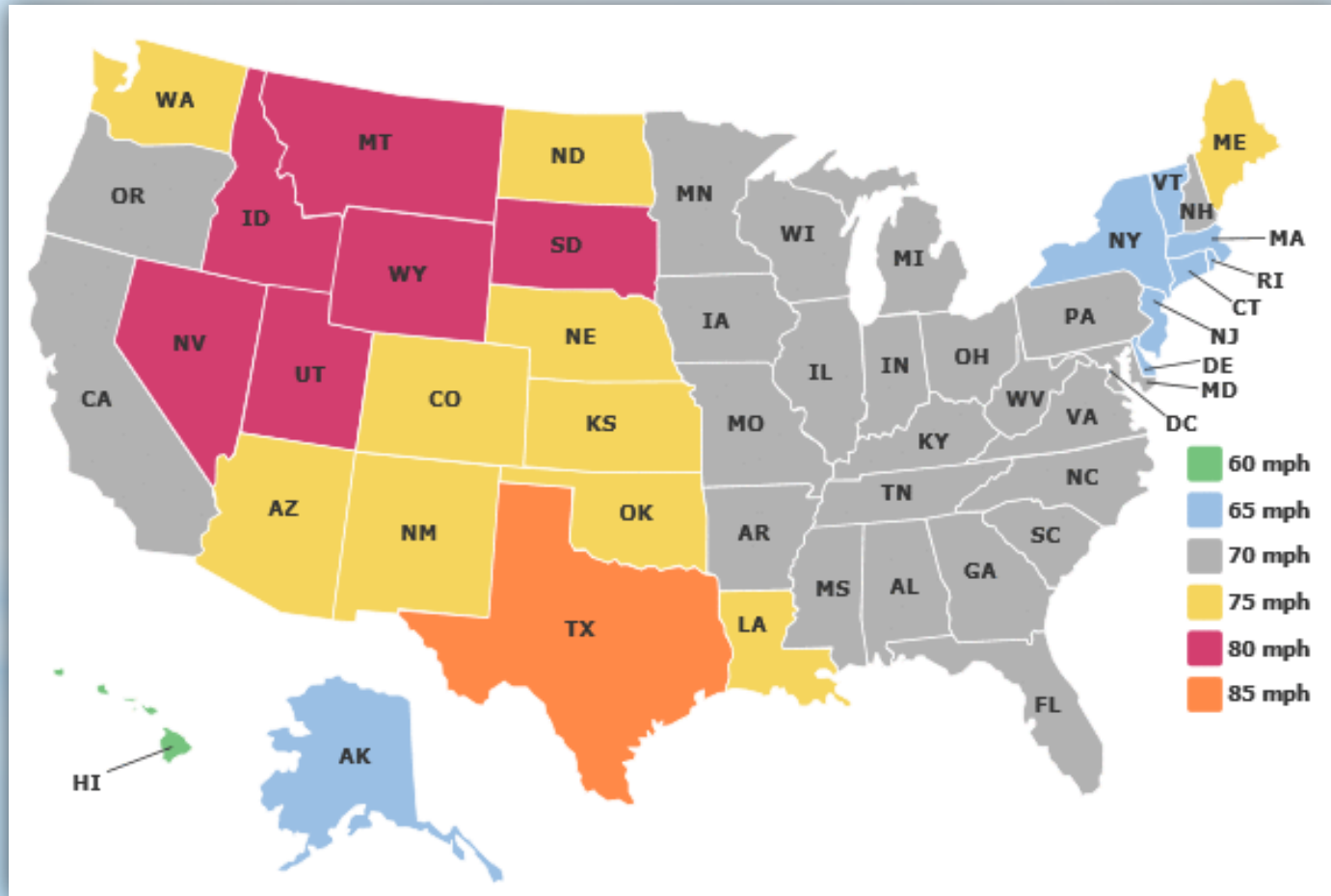
2017 Legislative Session

- Act 1097 – Speed Limits
 - ✓ 75 mph for Controlled Access Facilities
 - ✓ 65 mph for other Highways
- Study to be Conducted
 - ✓ Determine Appropriate Speed Limit Changes



Maximum Posted Daytime Speed Limits on Rural Interstates

Source: Insurance Institute for Highway Safety



2017 Legislative Session

- **Act 797 – Driver-Assistive Truck Platooning System**
 - ✓ Specific Tractor-Trailer Combinations
 - ✓ Automated Interaction
 - ✓ Platoons – Permitted Close Following for Aerodynamic Efficiency
 - ✓ Commission to Approve Plan



2017 Legislative Session

- **Act 1070 – Informational Signs**

- ✓ Construction Projects - \$10 Million plus
- ✓ Start and Estimated Completion Date
- ✓ Job Number
- ✓ Additional Project Information Provided on Website



2017 Legislative Session



2017 Legislative Session


- **Act 523 – Department Budget Appropriation**
 - ✓ Operational Budget
 - ✓ Arkansas State Highway Employees Retirement System
 - ✓ The National Oceanic and Atmospheric Administration (NOAA) Weather Alert System
 - ✓ Public Transportation

2017 Legislative Session

- Act 610 – Retirement Cost of Living Adjustment
 - ✓ COLA tied to Consumer Price Index
 - ✓ Three Percent Annual Cap
 - ✓ Benefits Not Reduced if Consumer Price Index Drops



2017 Legislative Session

- **Act 964 – Lease Agreements**
 - ✓ **Allows Lease of Property Not Being Used for Highway Purposes**
 - ✓ **Lease Terms up to Five Years**
 - ✓ **Both Aerial and Underground**
- 

2017 Legislative Session

TRANSPORTATION FUNDING





- Act 704
Interest Income
- Act 705
RITA Funding and
Transportation Research
Grants

2017 Legislative Session

- Act 1019 – Severance Tax Redistribution
 - ✓ \$675,000 – Hold General Revenue Harmless
 - ✓ Remainder Split:
 - 5 percent to Fayetteville Shale Counties
 - 95 percent to Department, Cities and Counties
 - ✓ Result:
 - \$448,875 Reduction to Department
 - \$192,375 Reduction to Cities and Counties
 - \$641,250 Increase to Fayetteville Shale Counties

2017 Legislative Session

- Act 849 – Open Container
 - ✓ 1998 Federal Transportation Legislation
 - ✓ Penalty for States with No Open Container Law
 - ✓ \$11.6 million Transfer to Safety Program
 - ✓ Reduced Flexibility



Alternative Fuels and Vehicle Miles Traveled

- The Department's Legislative Package initially included:
 - ✓ An Alternative Fuels and Electric/Hybrid Vehicles Revenue Equalization Bill
 - ✓ Vehicle Miles Traveled User Fee Pilot Program Bill
- Removed Due to Lack of Sponsorship

2017 Legislative Session

House Bills 1726 and 1727

Good Roads Foundation

6.5 Percent Sales Tax on Motor Fuels – Wholesale Level

Authorization to Issue Bonds to Voters

Failure at Polls – Tax Not Collected

Defeated in House

Needed 51 Votes

38 for, 35 against, 27 not voting

2017 Legislative Session

House Bill 2085

Revenue from Internet Sales Tax

Allocated to Highway Department, Cities and Counties

Passed the House

Died in Senate Revenue and Tax Committee

House Debated and Defeated a Different Internet Sales Tax Bill

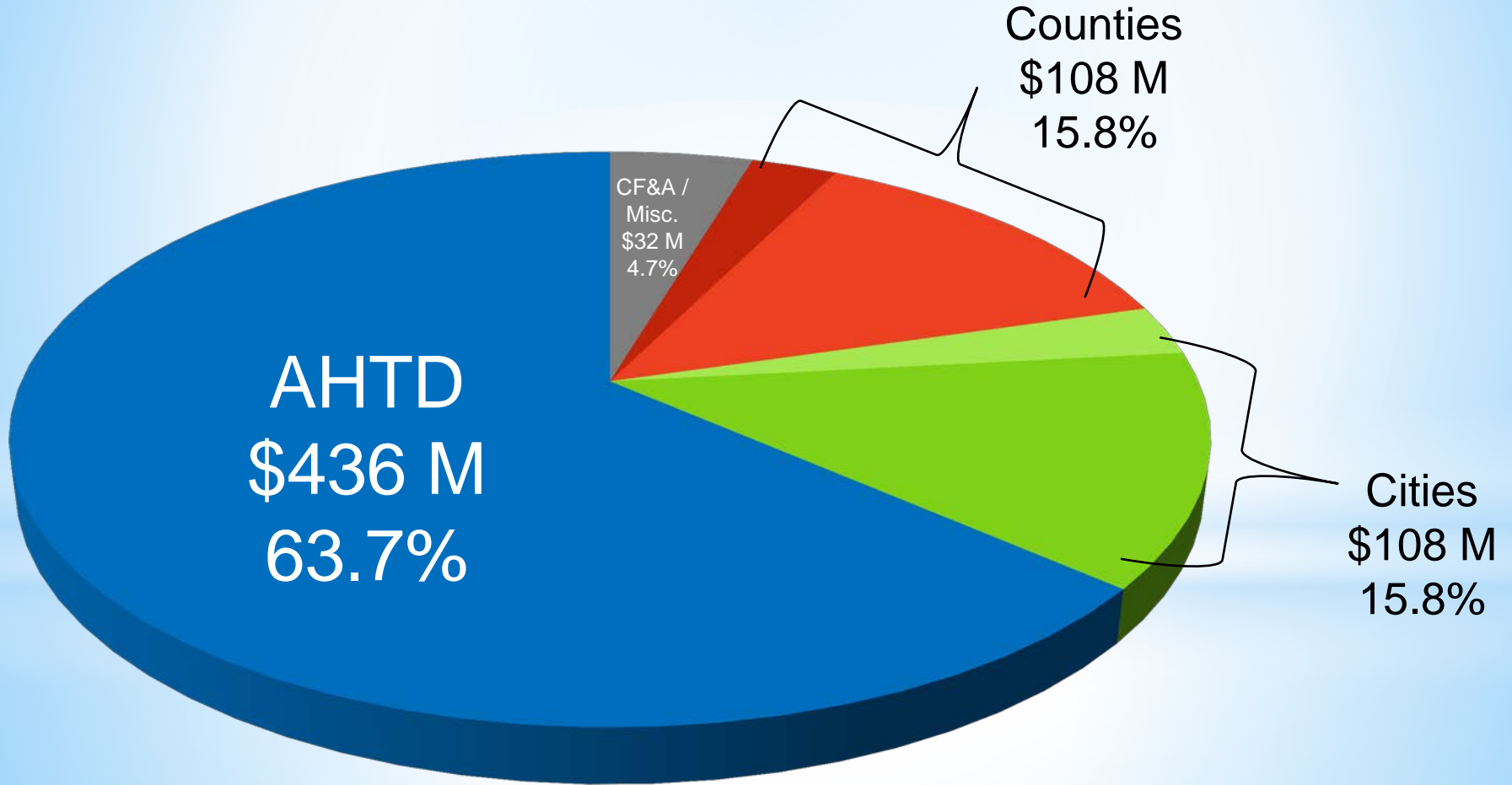
2017 Legislative Session

"As to the long-term solutions, it emphasizes that it is difficult to get a referral of this General Assembly out to the voters, and that I hope the leadership of our state and the business community and others **will look at an initiated act that might go on the ballot for a highway program,**" he said. "Otherwise, we'll continue to debate the long-term solution in future sessions."

Governor Asa Hutchinson



Highway Revenue Distribution



Road User Related Tax Revenue

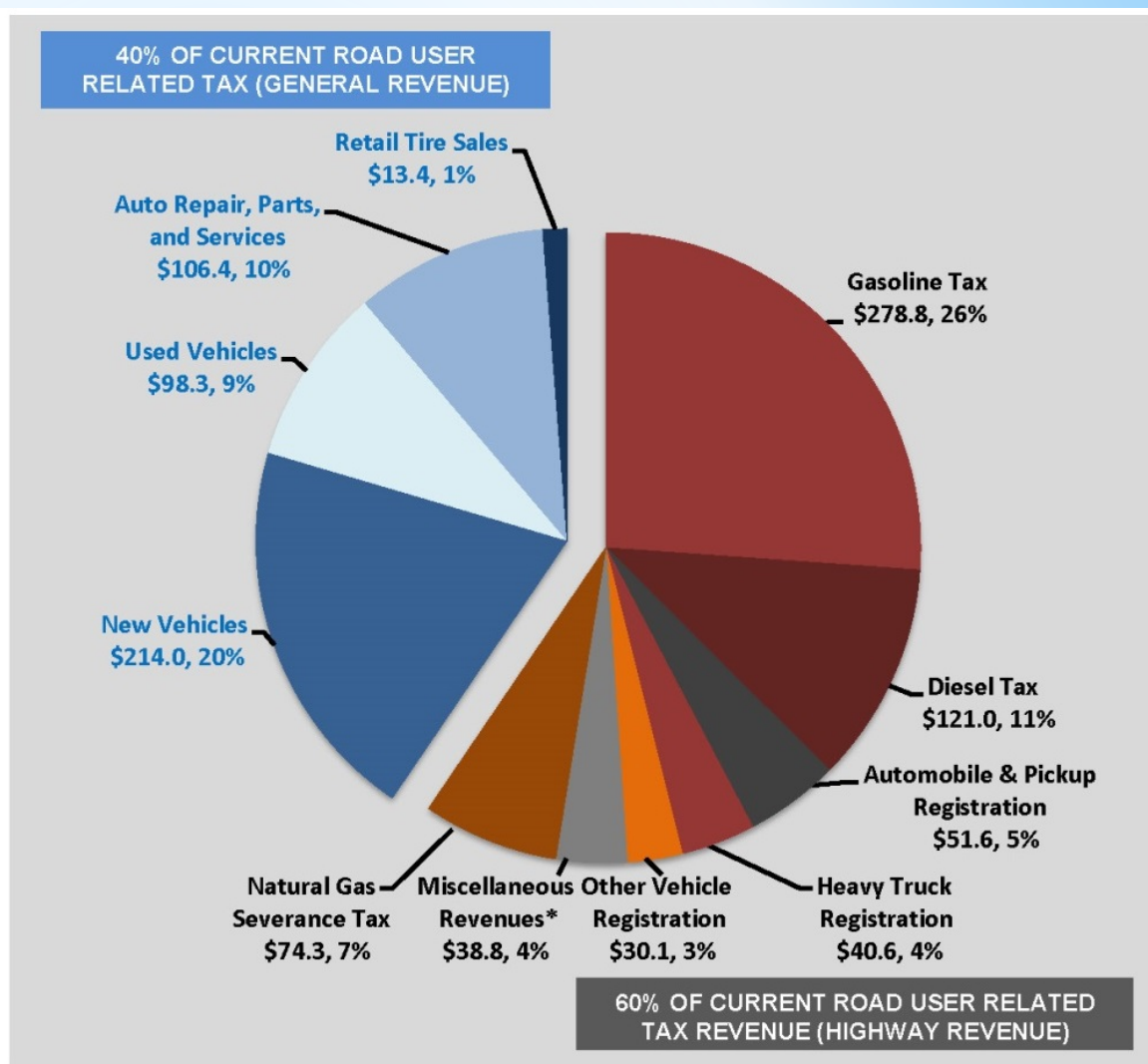
SFY 2015

Total Road User Revenue
\$1,067.3 Million

Distribution:

General Revenue
\$432.2 Million (40%)

Highway Revenue
\$635.1 Million (60%)



ESTIMATES FOR PLANNING PURPOSES ONLY
FISCAL YEAR 2015 -- STATE REVENUE SOURCES

(in millions of dollars based on SFY 2015)

	TOTAL STATE REVENUE	NET REVENUE AMOUNT ¹	YEARLY AMOUNT TO AHTD (70%)	YEARLY AMOUNT TO CITIES ² (15%)	YEARLY AMOUNT TO COUNTIES ³ (15%)
CURRENT SOURCES TO AHTD, CITIES, AND COUNTIES					
A. Motor Fuels Revenue ⁴	399.91 M	387.11 M	270.98 M	58.07 M	58.07 M
Gasoline (21.5¢ per gallon)	278.84 M	269.92 M	188.94 M	40.49 M	40.49 M
Diesel (22.5¢ per gallon)	120.97 M	117.10 M	81.97 M	17.56 M	17.56 M
LPG (16.5¢ per gallon) / CNG (5.0¢ per gallon)	0.06 M	0.05 M	0.04 M	0.01 M	0.01 M
B. Motor Vehicle Registration Fees	122.26 M	118.22 M	82.76 M	17.73 M	17.73 M
Automobiles & Pickups	51.56 M	49.86 M	34.90 M	7.48 M	7.48 M
Heavy Trucks (Includes In-state and Out-of-Other Vehicles)	40.63 M	39.29 M	27.50 M	5.89 M	5.89 M
	30.07 M	29.08 M	20.36 M	4.36 M	4.36 M
C. Miscellaneous Revenues ⁵	38.8 M	37.88 M	32.76 M	2.56 M	2.56 M
D. Natural Gas Severance Tax ⁶	74.25 M	68.09 M	47.66 M	10.21 M	10.21 M
E. Total Current Revenues	635.22 M	611.31 M	434.15 M	88.58 M	88.58 M
OTHER REVENUE SOURCES					
A. Highway-user Sources					
Additional 1 cent Motor Fuel Tax					
1 cent motor fuel tax ⁷	19.83 M	19.18 M	13.43 M	2.88 M	2.88 M
1 cent gasoline tax	13.83 M	13.38 M	9.36 M	2.01 M	2.01 M
1 cent diesel tax	6.00 M	5.80 M	4.06 M	0.87 M	0.87 M
Increase Registration Fees on:					
Autos and Pickups by \$10	28.23 M	27.30 M	19.11 M	4.09 M	4.09 M
In-State Trucks by \$150 (except pickups)	15.04 M	14.54 M	10.18 M	2.18 M	2.18 M
In and Out-of-State Heavy Trucks from \$1,350 to \$1,500 ⁸	5.03 M	4.86 M	3.40 M	0.73 M	0.73 M
Remove Sales Tax Exemption on Motor Fuels					
Gasoline	245.46 M	237.36 M	166.15 M	35.60 M	35.60 M
Diesel	171.19 M	165.54 M	115.88 M	24.83 M	24.83 M
	74.27 M	71.61 M	50.27 M	10.77 M	10.77 M
Add 1% Excise Tax to Motor Fuels (wholesale price)					
Gasoline	54.65 M	52.75 M	36.92 M	7.91 M	7.91 M
Diesel	38.04 M	36.79 M	25.75 M	5.52 M	5.52 M
	16.50 M	15.96 M	11.17 M	2.39 M	2.39 M
Transfer 4.50% Sales Tax on: ¹⁰					
New Vehicles	214.03 M	206.97 M	144.88 M	31.05 M	31.05 M
Used Vehicles	98.33 M	95.08 M	66.56 M	14.26 M	14.26 M
Auto Repair, Parts, and Services ¹¹	106.44 M	102.92 M	72.05 M	15.44 M	15.44 M
Retail Tire Sales ¹²	13.41 M	12.97 M	9.08 M	1.95 M	1.95 M
Off Road Diesel Fuel	9.82 M	9.50 M	6.65 M	1.43 M	1.43 M
Add 1% Surcharge on:					
New Vehicles	47.66 M	45.99 M	32.19 M	6.90 M	6.90 M
Used Vehicles	21.85 M	21.13 M	14.79 M	3.17 M	3.17 M
Auto Repair, Parts, and Services ¹¹	23.65 M	22.87 M	16.01 M	3.43 M	3.43 M
Retail Tire Sales ¹²	2.96 M	2.88 M	2.02 M	0.43 M	0.43 M
Off Road Diesel Fuel	2.18 M	2.11 M	1.48 M	0.32 M	0.32 M
Weight Distance Tax (1 cent per mile) ¹³	31.04 M	30.01 M	21.01 M	4.50 M	4.50 M
One Dollar Battery Fee	0.73 M	0.71 M	0.49 M	0.11 M	0.11 M
One Dollar Tire Fee	3.19 M	3.08 M	2.16 M	0.46 M	0.46 M
B. Non Highway-user Sources					
Increase General Sales and Use Tax - 1%	488.40 M	472.28 M	330.60 M	70.84 M	70.84 M
Increase Income Tax - 1%					
Individual Income Tax	31.14 M	30.11 M	21.08 M	4.52 M	4.52 M
Corporate Income Tax	26.64 M	25.76 M	18.03 M	3.86 M	3.86 M
	4.50 M	4.35 M	3.04 M	0.65 M	0.65 M

REVENUE MENU

ESTIMATES FOR PLANNING PURPOSES ONLY

FISCAL YEAR 2015 -- STATE REVENUE SOURCES

(in millions of dollars based on SFY 2015)

	TOTAL STATE REVENUE	NET REVENUE AMOUNT	YEARLY AMOUNT TO AHTD (70%)	YEARLY AMOUNT TO CITIES (15%)	YEARLY AMOUNT TO COUNTIES (15%)
CURRENT SOURCES TO AHTD, CITIES, AND COUNTIES					
A. Motor Fuels Revenue	399.91 M	387.11 M	270.98 M	58.07 M	58.07 M
Gasoline (21.5¢ per gallon)	278.84 M	269.92 M	188.94 M	40.49 M	40.49 M
Diesel (22.5¢ per gallon)	120.97 M	117.10 M	81.97 M	17.56 M	17.56 M
LPG (16.5¢ per gallon) / CNG (5.0¢ per gallon)	0.06 M	0.05 M	0.04 M	0.01 M	0.01 M
B. Motor Vehicle Registration Fees	122.26 M	118.22 M	82.76 M	17.73 M	17.73 M
Automobiles & Pickups	51.56 M	49.86 M	34.90 M	7.48 M	7.48 M
Heavy Trucks (Includes In-state and Out-of-state IRP fees)	40.63 M	39.29 M	27.50 M	5.89 M	5.89 M
Other Vehicles	30.07 M	29.08 M	20.36 M	4.36 M	4.36 M
C. Miscellaneous Revenues	38.8 M	37.88 M	32.76 M	2.56 M	2.56 M
D. Natural Gas Severance Tax	74.25 M	68.09 M	47.66 M	10.21 M	10.21 M
E. Total Current Revenues	635.22 M	611.31 M	434.15 M	88.58 M	88.58 M

FISCAL YEAR 2015 -- STATE REVENUE SOURCES

(in millions of dollars based on SFY 2015)

	TOTAL STATE REVENUE	NET REVENUE AMOUNT	YEARLY AMOUNT TO AHTD (70%)	YEARLY AMOUNT TO CITIES (15%)	YEARLY AMOUNT TO COUNTIES (15%)
OTHER REVENUE SOURCES					
A. Highway-user Sources					
Additional 1 cent Motor Fuel Tax					
1 cent motor fuel tax	19.83 M	19.18 M	13.43 M	2.88 M	2.88 M
1 cent gasoline tax	13.83 M	13.38 M	9.36 M	2.01 M	2.01 M
1 cent diesel tax	6.00 M	5.80 M	4.06 M	0.87 M	0.87 M
Increase Registration Fees on:					
Autos and Pickups by \$10	28.23 M	27.30 M	19.11 M	4.09 M	4.09 M
In-State Trucks by \$150 (except pickups)	15.04 M	14.54 M	10.18 M	2.18 M	2.18 M
In and Out-of-State <u>Heavy</u> Trucks from \$1,350 to \$1,500	5.03 M	4.86 M	3.40 M	0.73 M	0.73 M
Remove Sales Tax Exemption on Motor Fuels (wholesale price of \$1.70 per gallon)	245.46 M	237.36 M	166.15 M	35.60 M	35.60 M
Gasoline	171.19 M	165.54 M	115.88 M	24.83 M	24.83 M
Diesel	74.27 M	71.81 M	50.27 M	10.77 M	10.77 M
Add 1% Excise Tax to Motor Fuels	54.55 M	52.75 M	36.92 M	7.91 M	7.91 M
Gasoline	38.04 M	36.79 M	25.75 M	5.52 M	5.52 M
Diesel	16.50 M	15.96 M	11.17 M	2.39 M	2.39 M

ESTIMATES FOR PLANNING PURPOSES ONLY

FISCAL YEAR 2015 -- STATE REVENUE SOURCES

(in millions of dollars based on SFY 2015)

	TOTAL STATE REVENUE	NET REVENUE AMOUNT	YEARLY AMOUNT TO AHTD (70%)	YEARLY AMOUNT TO CITIES (15%)	YEARLY AMOUNT TO COUNTIES (15%)
OTHER REVENUE SOURCES					
A. Highway-user Sources					
Transfer 4.50% Sales Tax on:					
New Vehicles	214.03 M	206.97 M	144.88 M	31.05 M	31.05 M
Used Vehicles	98.33 M	95.08 M	66.56 M	14.26 M	14.26 M
Auto Repair, Parts, and Services	106.44 M	102.92 M	72.05 M	15.44 M	15.44 M
Retail Tire Sales	13.41 M	12.97 M	9.08 M	1.95 M	1.95 M
Off Road Diesel Fuel	9.82 M	9.50 M	6.65 M	1.43 M	1.43 M
Add 1% Surcharge on:					
New Vehicles	47.56 M	45.99 M	32.19 M	6.90 M	6.90 M
Used Vehicles	21.85 M	21.13 M	14.79 M	3.17 M	3.17 M
Auto Repair, Parts, and Services	23.65 M	22.87 M	16.01 M	3.43 M	3.43 M
Retail Tire Sales	2.98 M	2.88 M	2.02 M	0.43 M	0.43 M
Off Road Diesel Fuel	2.18 M	2.11 M	1.48 M	0.32 M	0.32 M
Weight Distance Tax (1 cent per mile)	31.04 M	30.01 M	21.01 M	4.50 M	4.50 M
One Dollar Battery Fee	0.73 M	0.71 M	0.49 M	0.11 M	0.11 M
One Dollar Tire Fee	3.190 M	3.1 M	2.16 M	0.463 M	0.463 M
B. Non Highway-user Sources					
Increase General Sales and Use Tax - 1%	488.40 M	472.28 M	330.60 M	70.84 M	70.84 M
Increase Income Tax - 1%	31.14 M	30.11 M	21.08 M	4.52 M	4.52 M
Individual Income Tax	26.64 M	25.76 M	18.03 M	3.86 M	3.86 M
Corporate Income Tax	4.50 M	4.35 M	3.04 M	0.65 M	0.65 M

EXAMPLE OF A POSSIBLE INITIATED ACT

- ROAD USER REVENUE TRANSFER



- Long Term Solution

- Not a Tax Increase

- Transfer of Revenue on "Road User" Items

- 5 Year Phase-In

- Upon Expiration of the 0.5 Percent Sales Tax -
Renew for 0.25 Percent

The background features a large, faint, circular seal of the Arkansas State Highway Commission. The seal contains the text "ARKANSAS STATE HIGHWAY COMMISSION" around the perimeter and "ARKANSAS" at the top. In the center, there is a figure holding a scale and a sword, surrounded by stars and a banner with the motto "REGNAT QUI SERVAT".

Agenda Item 9

Consultant Selection –

Traffic Data Collection Services (2017-2019)

The background features a large, faint watermark of the Arkansas State Highway Commission seal. The seal is circular and contains the text "ARKANSAS STATE HIGHWAY COMMISSION" around the perimeter. In the center, it depicts a figure holding a scale, surrounded by stars and the word "ARKANSAS".

Agenda Item 10

Bid Letting Results






February 22, 2017 & April 12, 2017

Summary of the February 22nd Bid Letting

Type Projects	Number of Projects	Award Amount
State	28	37,783,091
City	11	6,099,257
County	1	257,921
Total	40	44,140,269









Details of the February 22nd Bid Letting

Route	County	Job Name	Contractor	Award Amount
	Monroe	Bayou DeView – Brinkley	Redstone Construction Group	7,291,612
Various	Lee	Hwys. 1, 1B & 79 (Sel. Secs.) (Marianna)	APAC-Mississippi	1,499,063
	Monroe	Prairie Cypress Creek – Hwy. 39	APAC-Mississippi	836,106
	Desha	Hwy. 65 – Arkansas River (Sel. Secs.)	Pine Bluff Sand & Gravel	1,820,783
	Grant & Jefferson	Providence – I-530	Cranford Construction	1,726,255
	Desha	Hwy. 1 – Kaufman Ln. (McGehee)	Pine Bluff Sand & Gravel	2,145,601


Details of the February 22nd Bid Letting

Route	County	Job Name	Contractor	Award Amount
	Little River	Front St. RR Sig. & Hwy. 71/Front St. Traffic Sig. (Ashdown)	L.E.G. Enterprises	174,654
	Hempstead	Hwy. 29 – Hwy. 67 (Hope)	Cranford Construction	588,269
	Washington	Hwy. 71B – Co. Rd. 49	APAC-Central	2,439,958
	Cleburne	Van Buren Co. Line – Greers Ferry	Delta Asphalt of Arkansas	2,077,533
	Independence	Jackson Co. Line – Hwy. 122	Atlas Asphalt	878,133
	Jackson	Hwy. 367 – Hwy. 18	Asphalt Producers	1,639,463






Details of the February 22nd Bid Letting

Route	County	Job Name	Contractor	Award Amount
	Lonoke	Hwy. 5 – White Co. Line	Rogers Group	1,802,046
	Lonoke	Hwy. 321 North & South (Cabot)	Rogers Group	358,530
	Pulaski	Hwy. 5 – Mabelvale Pike	Cranford Construction	480,151
	Pulaski	Fourche Creek – Hwy. 70	Cranford Construction	295,604
	Pulaski	Hwy. 165 – Lonoke Co. Line	Cranford Construction	1,937,245
	Calhoun & Ouachita	Hwy. 278 – Hwy. 203	Jet Asphalt & Rock	838,196



Details of the February 22nd Bid Letting

Route	County	Job Name	Contractor	Award Amount
	Dallas	Mentor St. – Hwy. 167 (Fordyce)	Jet Asphalt & Rock	485,820
	Columbia	Hwy. 82 – Hwy. 82B (Magnolia)	Salt Creek Paving & Construction	587,229
	Bradley	Cleveland Co. Line – Hwy. 63	M & T Paving & Construction	680,921
	Faulkner	Siebenmorgen Rd. – Mill St. Noise Barrier Wall (I-40) (Conway)	All Bids Rejected	
	Johnson	Logan Co. Line – Hwy. 64	Blackstone Construction	1,094,597
	Pope	Hwy. 64 – Hwy. 64 (Pottsville & Russellville) (Sel. Sec.)	Crow Paving	798,617

Details of the February 22nd Bid Letting

Route	County	Job Name	Contractor	Award Amount
	Boone	Hwy. 65 – Omaha	APAC-Central	684,956
	Marion	Hwy. 62 – Hwy. 202	Pace Construction	354,000
	Marion	Co. Rd. 7016 – Bull Shoals	Twin Lakes Quarries	1,590,033
Various	Lawrence	Hwy. 63 – Hwy. 67 (Hoxie & Walnut Ridge)	Atlas Asphalt	1,626,433
	Poinsett	Craighead Co. Line – Hwy. 214 (Sel. Secs.)	Asphalt Producers	1,051,884
	Mississippi	Hwy. 158 – Hwy. 119	All Bids Rejected	

Details of the February 22nd Bid Letting









Route	County	Job Name	Contractor	Award Amount
	Clay	Corning – West	All Bids Rejected	
	Mississippi	Hwy. 312 (Mississippi Co.) (Sel. Secs.)	All Bids Rejected	

Summary of the April 12th Bid Letting

Type Projects	Number of Projects	Award Amount
State	14	34,359,437
City	17	5,282,525
County	1	352,063
Total	32	39,994,025







Details of the April 12th Bid Letting

Route	County	Job Name	Contractor	Award Amount
	Monroe	Clarendon – Hwy. 49 (Sel. Secs.)	M & T Paving & Construction	1,325,081
 	Desha	Ditch No. 43 – Arkansas City	R. Thompson	12,883,465
	Chicot & Drew	West of Drew Co. Line – Hwy. 65	Redstone Construction Group	1,550,778
	Sevier	Oklahoma State Line – East	All Bids Rejected	
 	Crawford	Hwy. 64 – North (Alma)	All Bids Rejected	
	Sebastian	Hwy. 71B – I-540	Forsgren	1,452,968

Details of the April 12th Bid Letting

Route	County	Job Name	Contractor	Award Amount
	Crawford	Hwy. 162 – Hwy. 64	Forsgren	379,266
	White	Hwy. 67B – Hwy. 367 (Searcy)	Atlas Asphalt	1,287,426
	White	Midsouth Dr. – Raness Rd.	Delta Asphalt of Arkansas	354,853
	Garland	Hwy. 290 – Ouachita River Bridge	Kiewit Infrastructure South	10,698,642
	Johnson	Hwy. 64 – Hwy. 103	Crow Paving	593,892
	Benton	Washington St. – East (Siloam Springs)	APAC-Central	1,414,946

Details of the April 12th Bid Letting

Route	County	Job Name	Contractor	Award Amount
	Craighead	Hwy. 63B – Hwy. 18S (Jonesboro)	Asphalt Producers	515,249
	Mississippi	Hwy. 158 – Hwy. 119	Delta Asphalt of Arkansas	781,602
	Clay	Corning – West	Delta Asphalt of Arkansas	565,898
	Craighead	Paragould Dr. – Hwy. 91 (Jonesboro)	Asphalt Producers	555,372
	Mississippi	Hwy. 312 (Mississippi Co.) (Sel. Secs.)	All Bids Rejected	

The seal of the Arkansas State Highway Commission is centered in the background. It features a circular border with the text "ARKANSAS STATE HIGHWAY COMMISSION". Inside the circle, there is a central figure holding a torch, surrounded by stars and the word "ARKANSAS". Below this, there is a banner with the motto "REGNAT POPULUS" and a shield with a plow and a sheaf of wheat.

Agenda Item 11

Upcoming Events

Upcoming Events

April 28-29

AACE Banquet & Annual Meeting | Director Bennett
6:00 p.m. | Springdale, AR

May 10

Bella Vista Bypass Ribbon Cutting | Commission and Director Bennett
11:00 a.m. | Bella Vista Bypass

May 16-17

Transportation Research Committee Meeting | Director Bennett
Hot Springs, AR

May 19

Future of the Delta | Commissioner Moore
9:30 a.m. | Pine Bluff, AR

Upcoming Events

May 22

Jonesboro Regional Chamber of Commerce | Commissioner Farmer

4:00 p.m. | Jonesboro, AR

May 23

Rural Development Conference | Commissioner Moore

2:30 p.m. | Hot Springs, AR

May 22-26

AASHTO Spring Meeting | Director Bennett

Portland, ME

June 1

ROADeo Finals

Central Shop Complex

The seal of the Arkansas State Highway Commission is centered in the background. It features a circular border with the text "ARKANSAS STATE HIGHWAY COMMISSION" and "SEAL". Inside the seal is the Arkansas state emblem, which includes a central figure holding a scale, surrounded by stars and the word "ARKANSAS". Below the emblem is a banner with the motto "REGNAT POPULUS" and a plow. The seal is rendered in a light, semi-transparent grey color.

Agenda Item 12

Other Business and Discussion

Statewide Traffic Management Center



Maintenance Needs: Intelligent Transportation Systems (ITS)

* Traffic Management Center (TMC)



- Collect and Disseminate Traffic Information
- Monitor and Operate ITS Devices
- Coordinate with Other Agencies
- Could Serve as Statewide Emergency Operations Center

Maintenance Needs: Intelligent Transportation Systems (ITS)

EQUIPMENT	NUMBER	COST
Traffic Management Center (Little Rock)	1	\$5,000,000
Dynamic Message Signs	50	\$5,000,000
Traffic Cameras	250	\$2,500,000
Highway Advisory Radios	20	\$500,000
Roadway Weather Information Systems	100	\$4,000,000
Bridge De-Icing Systems	200	\$10,000,000
Total	621	\$27,000,000

Intelligent Transportation Systems (ITS) Traffic Management Center

- November 2014 – Commission Approved Consultant Selection
 - ✓ Provide Services for Development of an ITS Traffic Management Center
 - ✓ Kimley-Horn and Associates, Inc. of Austin, Texas
- Final Report Submitted for Commission Approval
- Findings:
 - ✓ Expand Existing Central Office Radio Room
 - ✓ Cost \$1.8 Million

Benefits of a Statewide TMC include:

- * Improved **safety** for traveling public and first responders
- * Reduction in non-recurring types of **congestion**, including
 - * Traffic incidents
 - * Work zone congestion
 - * Weather-related congestion
 - * Congestion related to special events
- * Improved transportation system **reliability**
- * Improved communication of information to travelers



High-priority Functions Include

- * Traffic Management
- * Traveler Information
- * Incident Management
- * Weather Information Management
- * Work Zone Management
- * Data Archiving and Performance Measures



There is the potential to combine Statewide TMC with existing AHTD Radio Room

Intelligent Transportation Systems (ITS) Traffic Management Center

Phase I Operations

Staffing Requirements

(Maximum staff at any one time)

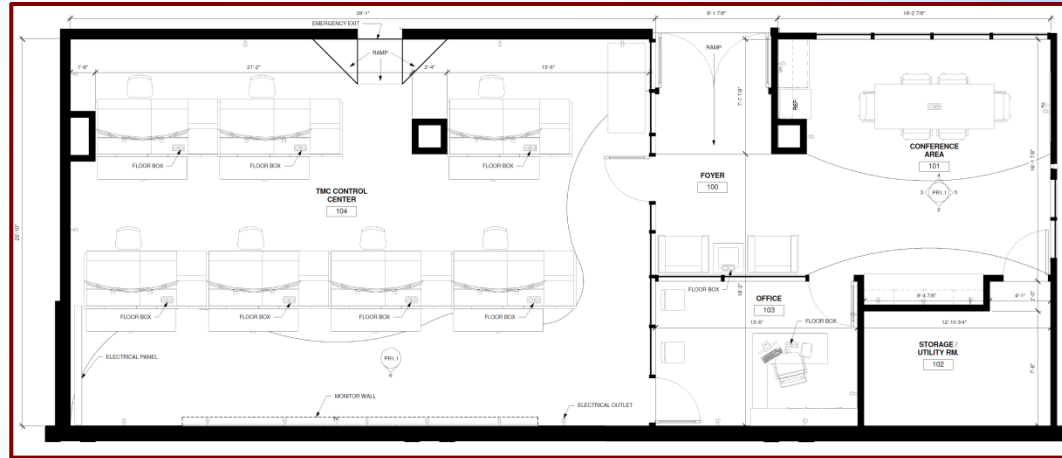
- 1 Radio Room Supervisor
- 4 Radio Room Operators
- 1 Radio Room Operator Trainee
- 1 TMC Manager
- 1 TMC Operator or PIO

Space Elements

- 1 Radio Room Supervisor Office
- 5 Radio Operator Workstations
- 2 TMC Workstations
- Conference Room
- Server Room
- Video Wall

Space Needed

1,900 Sq. Feet



Intelligent Transportation Systems (ITS) Traffic Management Center

- Initially, Radio Room operators would monitor TMC 24 hours per day
- Maintenance Division would not need to commit staff to TMC other than during incidents, weather, and special events
- As ITS operational capabilities grow, AHTD could incrementally increase TMC staff presence:
 - ✓ Staff during peak AM and PM travel times
 - ✓ Staff during business hours
 - ✓ Staff during business hours with extended AM and PM coverage
 - ✓ Staff 24-hours per day



Phase I Costs

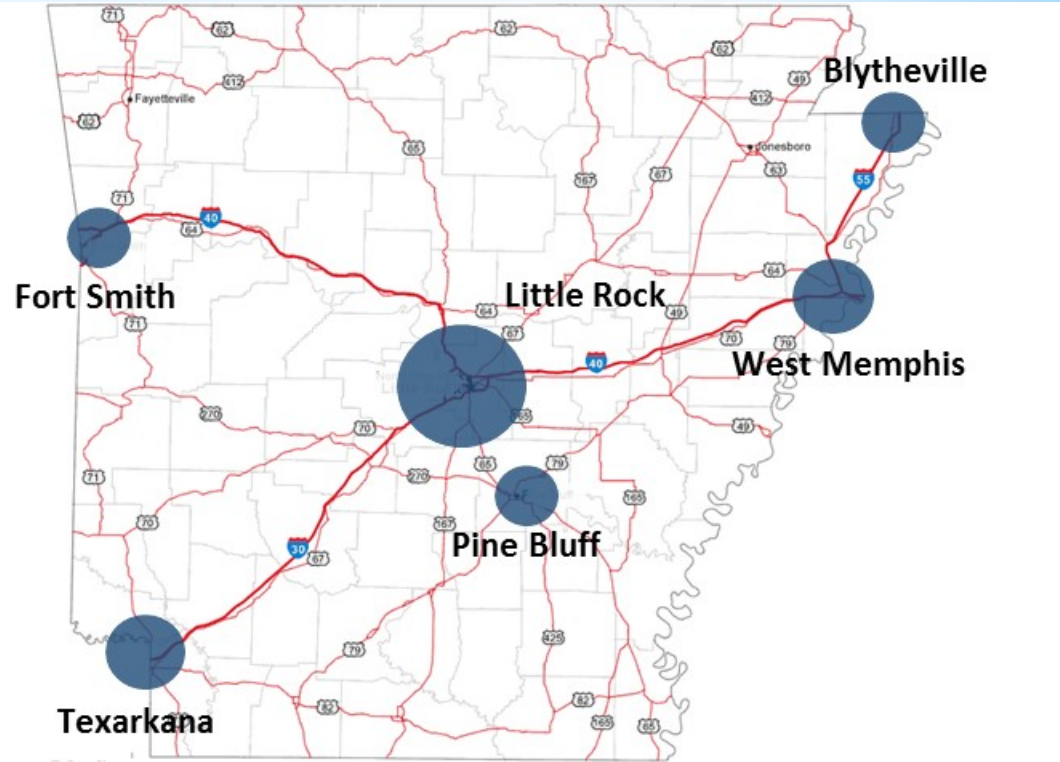
TMC Equipment and Software Costs	TMC Hardware:	\$160,500
	TMC ATMS Software:	\$1,300,000
	Furniture/Other Misc:	\$163,500
	SUBTOTAL:	\$1,624,000
Construction Costs	Material and Labor:	\$137,785
	Contingency, Etc:	\$51,633
	<i>Enhanced Lighting:</i>	<i>\$60,000</i>
	<i>(Optional)</i>	
	<i>Lighting Contingency:</i>	<i>\$22,483</i>
<i>(Optional)</i>		
	SUBTOTAL (RANGE):	\$189,418 - \$271,902
Cost (Excluding Software)		\$595,902
Total Cost		\$1,895,902

Intelligent Transportation Systems (ITS) Traffic Management Center

Current Inventory:


- ✓ 31 – Cameras
- ✓ 54 – Changeable Message Boards
- ✓ 11 – Highway Advisory Radios

Plans for More Hardware to Come



ITS Field Deployments

CCTV Cameras – Dynamic Message Signs – Highway Advisory Radio

The seal of the Arkansas State Highway Commission is a circular emblem. It features a central shield with a plow, a sheaf of wheat, and a cotton plant. Above the shield is a sunburst with the word "ARKANSAS" and several stars. The outer ring of the seal contains the text "ARKANSAS STATE HIGHWAY COMMISSION" and "SEAL" at the bottom. A single star is positioned at the bottom center of the seal.

Arkansas State Highway Commission Meeting

Wednesday, April 26, 2017